

Anti-DNase I antibody ab113241

★★★★★ [1 Abreviews](#) [4 References](#) [3 图像](#)

概述

产品名称	Anti-DNase I 抗体
描述	兔多克隆抗体to DNase I
宿主	Rabbit
经测试应用	适用于: WB, IHC-P
种属反应性	与反应: Human
免疫原	Recombinant Human DNase I protein.
常规说明	<p>The Life Science industry has been in the grips of a reproducibility crisis for a number of years. Abcam is leading the way in addressing this with our range of recombinant monoclonal antibodies and knockout edited cell lines for gold-standard validation. Please check that this product meets your needs before purchasing.</p> <p>If you have any questions, special requirements or concerns, please send us an inquiry and/or contact our Support team ahead of purchase. Recommended alternatives for this product can be found below, along with publications, customer reviews and Q&As</p>

性能

形式	Liquid
存放说明	Shipped at 4°C. Upon delivery aliquot and store at -20°C. Avoid freeze / thaw cycles.
存储溶液	pH: 7.00 Preservative: 0.025% Proclin 300 Constituents: 20% Glycerol (glycerin, glycerine), PBS
纯度	Protein A purified
克隆	多克隆
同种型	IgG

应用

The Abpromise guarantee **Abpromise™**承诺保证使用ab113241于以下的经测试应用

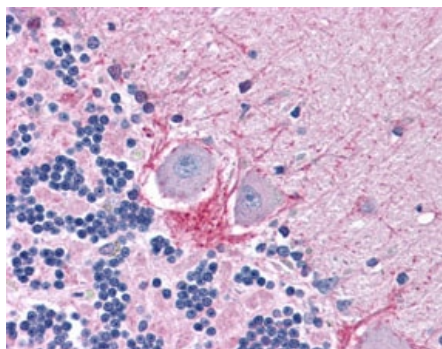
“应用说明”部分 下显示的仅为推荐的起始稀释度;实际最佳的稀释度/浓度应由使用者检定。

应用	Ab评论	说明
WB		1/500 - 1/3000. Predicted molecular weight: 31 kDa.
IHC-P		Use a concentration of 10 µg/ml.

靶标

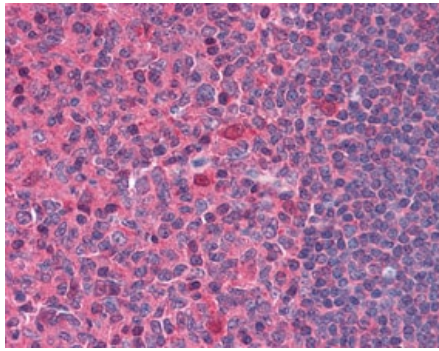
功能	Among other functions, seems to be involved in cell death by apoptosis. Binds specifically to G-actin and blocks actin polymerization.
组织特异性	Principally in tissues of the digestive system. Highest levels found in urine, but also relatively abundant in semen and saliva.
序列相似性	Belongs to the DNase I family.
细胞定位	Secreted. Nucleus envelope. Secretory protein, stored in zymogen granules and found in the nuclear envelope.

图片




ab113241, at 10 µg/ml, staining DNase I in Formalin-fixed, Paraffin-embedded Human Brain cerebellum tissue by Immunohistochemistry.

Immunohistochemistry (Formalin/PFA-fixed paraffin-embedded sections) - Anti-DNase I antibody (ab113241)



ab113241, at 10 µg/ml, staining DNase I in Formalin-fixed, Paraffin-embedded Human Tonsil tissue by Immunohistochemistry.

Immunohistochemistry (Formalin/PFA-fixed paraffin-embedded sections) - Anti-DNase I antibody (ab113241)



Anti-DNase I antibody (ab113241) at 1/1000 dilution + MOLT4 cell lysate at 30 µg

Predicted band size: 31 kDa

10% SDS PAGE

Western blot - Anti-DNase I antibody (ab113241)

Please note: All products are "FOR RESEARCH USE ONLY. NOT FOR USE IN DIAGNOSTIC PROCEDURES"

Our Abpromise to you: Quality guaranteed and expert technical support

- Replacement or refund for products not performing as stated on the datasheet
- Valid for 12 months from date of delivery
- Response to your inquiry within 24 hours
- We provide support in Chinese, English, French, German, Japanese and Spanish
- Extensive multi-media technical resources to help you
- We investigate all quality concerns to ensure our products perform to the highest standards

If the product does not perform as described on this datasheet, we will offer a refund or replacement. For full details of the Abpromise, please visit <https://www.abcam.cn/abpromise> or contact our technical team.

Terms and conditions

- Guarantee only valid for products bought direct from Abcam or one of our authorized distributors