



Anti-DNAH6 antibody ab122333

2 References **2 图像**

概述

产品名称	Anti-DNAH6抗体
描述	兔多克隆抗体to DNAH6
宿主	Rabbit
经测试应用	适用于: ICC/IF, IHC-P
种属反应性	与反应: Human
免疫原	TKLNTILCQT FVFCYLWSLG GNLTENYDS FDTFIRTQFD DNP DARLPNS GDLWSIH MDF DTKRLDPWER IIPTFKYNRD VP internal sequence amino acids 1983-2064 of Human DNAH6 (Q9C0G6).
	 Run BLAST with ExPASy  Run BLAST with NCBI
阳性对照	Human fallopian tube tissue.
常规说明	<p>The Life Science industry has been in the grips of a reproducibility crisis for a number of years. Abcam is leading the way in addressing this with our range of recombinant monoclonal antibodies and knockout edited cell lines for gold-standard validation. Please check that this product meets your needs before purchasing.</p> <p>If you have any questions, special requirements or concerns, please send us an inquiry and/or contact our Support team ahead of purchase. Recommended alternatives for this product can be found below, along with publications, customer reviews and Q&As</p>

性能

形式	Liquid
存放说明	Shipped at 4°C. Upon delivery aliquot and store at -20°C. Avoid freeze / thaw cycles.
存储溶液	pH: 7.20 Preservative: 0.02% Sodium azide Constituents: 59% PBS, 40% Glycerol (glycerin, glycerine)
纯度	Immunogen affinity purified
克隆	多克隆
同种型	IgG

应用

The Abpromise guarantee

Abpromise™ 承诺保证使用ab122333于以下的经测试应用

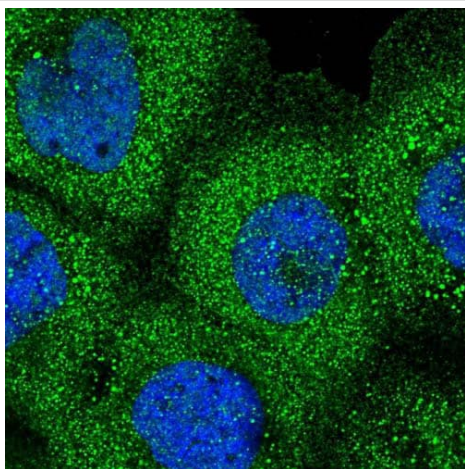
“应用说明”部分 下显示的仅为推荐的起始稀释度;实际最佳的稀释度/浓度应由使用者检定。

应用	Ab评论	说明
ICC/IF		Use a concentration of 1 - 4 µg/ml. Recommend PFA Fixation and Triton X-100 treatment
IHC-P		1/850. Perform heat mediated antigen retrieval with citrate buffer pH 6 before commencing with IHC staining protocol.

靶标

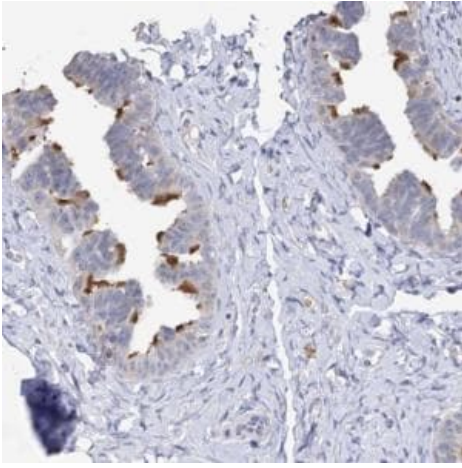
功能	Force generating protein of respiratory cilia. Produces force towards the minus ends of microtubules. Dynein has ATPase activity; the force-producing power stroke is thought to occur on release of ADP.
组织特异性	Detected in brain, testis and trachea.
序列相似性	Belongs to the dynein heavy chain family.
结构域	Dynein heavy chains probably consist of an N-terminal stem (which binds cargo and interacts with other dynein components), and the head or motor domain. The motor contains six tandemly-linked AAA domains in the head, which form a ring. A stalk-like structure (formed by two of the coiled coil domains) protrudes between AAA 4 and AAA 5 and terminates in a microtubule-binding site. A seventh domain may also contribute to this ring; it is not clear whether the N-terminus or the C-terminus forms this extra domain. There are four well-conserved and two non-conserved ATPase sites, one per AAA domain. Probably only one of these (within AAA 1) actually hydrolyzes ATP, the others may serve a regulatory function.
细胞定位	Cytoplasm > cytoskeleton > cilium axoneme.

图片



Immunofluorescent staining of Human cell line A-431 shows positivity in nucleus but not nucleoli, plasma membrane and cytoplasm. Recommended concentration of ab122333 1-4 µg/ml. Cells treated with PFA/Triton X-100.

Immunocytochemistry/ Immunofluorescence - Anti-DNAH6 antibody (ab122333)



Immunohistochemistry (Formalin/PFA-fixed paraffin-embedded sections) - Anti-DNAH6 antibody (ab122333)

ab122333, at a 1/850 dilution, staining DNAH6 in glandular cells of paraffin-embedded Human fallopian tube tissue by immunohistochemistry.

Please note: All products are "FOR RESEARCH USE ONLY. NOT FOR USE IN DIAGNOSTIC PROCEDURES"

Our Abpromise to you: Quality guaranteed and expert technical support

- Replacement or refund for products not performing as stated on the datasheet
- Valid for 12 months from date of delivery
- Response to your inquiry within 24 hours
- We provide support in Chinese, English, French, German, Japanese and Spanish
- Extensive multi-media technical resources to help you
- We investigate all quality concerns to ensure our products perform to the highest standards

If the product does not perform as described on this datasheet, we will offer a refund or replacement. For full details of the Abpromise, please visit <https://www.abcam.cn/abpromise> or contact our technical team.

Terms and conditions

- Guarantee only valid for products bought direct from Abcam or one of our authorized distributors