

Anti-DNA Ligase III/LIG3 antibody ab96576

★★★★★ [1 Abreviews](#) [1 References](#) [3 图像](#)

概述

产品名称	Anti-DNA Ligase III/LIG3抗体
描述	兔多克隆抗体to DNA Ligase III/LIG3
宿主	Rabbit
经测试应用	适用于: WB, IHC-P, ICC/IF
种属反应性	与反应: Human
免疫原	Recombinant fragment corresponding to Human DNA Ligase III/LIG3 aa 765-999 (internal sequence). Database link: NP_039269
阳性对照	WB: A431, HeLa, HepG2, MOLT4, Raji cells IHC-P: H441 Xenograft
常规说明	<p>The Life Science industry has been in the grips of a reproducibility crisis for a number of years. Abcam is leading the way in addressing this with our range of recombinant monoclonal antibodies and knockout edited cell lines for gold-standard validation. Please check that this product meets your needs before purchasing.</p> <p>If you have any questions, special requirements or concerns, please send us an inquiry and/or contact our Support team ahead of purchase. Recommended alternatives for this product can be found below, along with publications, customer reviews and Q&As</p>

性能

形式	Liquid
存放说明	Shipped at 4°C. Upon delivery aliquot and store at -20°C or -80°C. Avoid repeated freeze / thaw cycles.
存储溶液	pH: 7.00 Preservative: 0.01% Thimerosal (merthiolate) Constituents: 78.99% PBS, 1% BSA, 20% Glycerol (glycerin, glycerine)
纯度	Immunogen affinity purified
克隆	多克隆
同种型	IgG

应用

The Abpromise guarantee

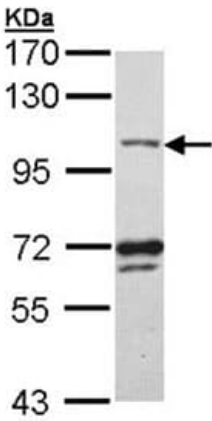
Abpromise™承诺保证使用ab96576于以下的经测试应用

“应用说明”部分 下显示的仅为推荐的起始稀释度;实际最佳的稀释度/浓度应由使用者检定。

应用	Ab评论	说明
WB		1/500 - 1/3000. Predicted molecular weight: 113 kDa.
IHC-P		1/100 - 1/500. Antigen retrieval is not essential but may optimise staining.
ICC/IF	★★★★★ (1)	1/100 - 1/200.

靶标	
功能	Interacts with DNA-repair protein XRCC1 and can correct defective DNA strand-break repair and sister chromatid exchange following treatment with ionizing radiation and alkylating agents.
组织特异性	Testis, thymus, prostate and heart.
序列相似性	Belongs to the ATP-dependent DNA ligase family. Contains 1 BRCT domain. Contains 1 PARP-type zinc finger.
细胞定位	Nucleus.

图片

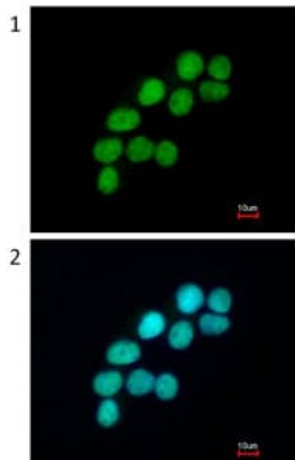


Anti-DNA Ligase III/LIG3 antibody (ab96576) at 1/1000 dilution + MOLT4 whole cell lysate at 30 µg

Predicted band size: 113 kDa

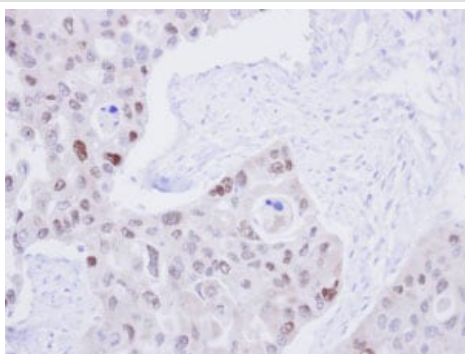
7.5% SDS PAGE

Western blot - Anti-DNA Ligase III/LIG3 antibody (ab96576)



Immunofluorescence analysis of Ligase III in paraformaldehyde fixed A431, using ab96576 at a 1/200 dilution.
Lower image (2): merged with DNA probe.

Immunocytochemistry/ Immunofluorescence - Anti-DNA Ligase III/LIG3 antibody (ab96576)



Immunohistochemical analysis of Ligase III in paraffin embedded H441 Xenograft, using ab96576 at a 1/100 dilution.

Immunohistochemistry (Formalin/PFA-fixed paraffin-embedded sections) - Anti-DNA Ligase III/LIG3 antibody (ab96576)

Please note: All products are "FOR RESEARCH USE ONLY. NOT FOR USE IN DIAGNOSTIC PROCEDURES"

Our Abpromise to you: Quality guaranteed and expert technical support

- Replacement or refund for products not performing as stated on the datasheet
- Valid for 12 months from date of delivery
- Response to your inquiry within 24 hours
- We provide support in Chinese, English, French, German, Japanese and Spanish
- Extensive multi-media technical resources to help you

- We investigate all quality concerns to ensure our products perform to the highest standards

If the product does not perform as described on this datasheet, we will offer a refund or replacement. For full details of the Abpromise, please visit <https://www.abcam.cn/abpromise> or contact our technical team.

Terms and conditions

- Guarantee only valid for products bought direct from Abcam or one of our authorized distributors