




Anti-DGAT2 antibody ab59493

★★★★☆ [4 Abreviews](#) [9 References](#) [1 图像](#)

概述

产品名称	Anti-DGAT2抗体
描述	山羊多克隆抗体to DGAT2
宿主	Goat
特异性	This antibody is not expected to cross-react with other DGAT members.
经测试应用	适用于: IHC-P
种属反应性	与反应: Human 预测可用于: Mouse, Rat, Cow, Dog 
免疫原	Synthetic peptide: C-KLEHPTQQDIDLYH , corresponding to C terminal amino acids 346-359 of Human DGAT2  Run BLAST with  Run BLAST with
常规说明	<p>The Life Science industry has been in the grips of a reproducibility crisis for a number of years. Abcam is leading the way in addressing this with our range of recombinant monoclonal antibodies and knockout edited cell lines for gold-standard validation. Please check that this product meets your needs before purchasing.</p> <p>If you have any questions, special requirements or concerns, please send us an inquiry and/or contact our Support team ahead of purchase. Recommended alternatives for this product can be found below, along with publications, customer reviews and Q&As</p>

性能

形式	Liquid
存放说明	Shipped at 4°C. Upon delivery aliquot and store at -20°C or -80°C. Avoid repeated freeze / thaw cycles.
存储溶液	pH: 7.30 Preservative: 0.02% Sodium azide Constituents: 0.5% Tris buffered saline, 0.5% BSA
纯度	Immunogen affinity purified
纯化说明	Purified from goat serum by ammonium sulphate precipitation followed by antigen affinity chromatography using the immunizing peptide.

克隆

多克隆

同种型

IgG

应用

The Abpromise guarantee **Abpromise™**承诺保证使用ab59493于以下的经测试应用

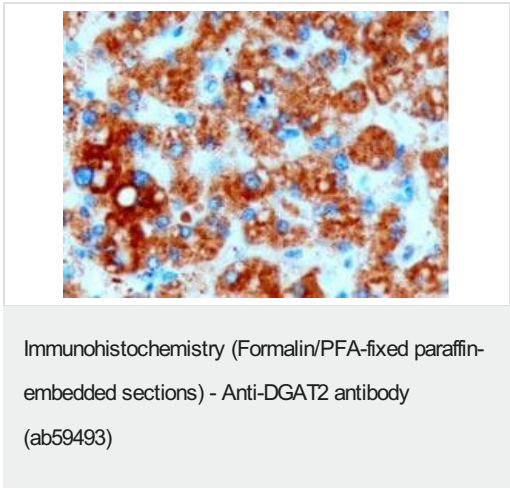
“应用说明”部分 下显示的仅为推荐的起始稀释度;实际最佳的稀释度/浓度应由使用者检定。

应用	Ab评论	说明
IHC-P		Use a concentration of 3 µg/ml. Perform heat mediated antigen retrieval via the microwave method before commencing with IHC staining protocol.

靶标

功能	Essential acyltransferase that catalyzes the terminal and only committed step in triacylglycerol synthesis by using diacylglycerol and fatty acyl CoA as substrates. Required for synthesis and storage of intracellular triglycerides. Probably plays a central role in cytosolic lipid accumulation.
组织特异性	Predominantly expressed in liver and white adipose tissue. Expressed at lower level in mammary gland, testis and peripheral blood leukocytes. Expressed in sebaceous glands of normal skin but decreased psoriatic skin.
通路	Glycerolipid metabolism; triacylglycerol biosynthesis.
序列相似性	Belongs to the diacylglycerol acyltransferase family.
细胞定位	Endoplasmic reticulum membrane.

图片



ab59493 at 3ug/ml staining DGAT2 in human liver tissue section by Immunohistochemistry (Formalin/PFA fixed paraffin-embedded sections). Tissue underwent antigen retrieval by microwave with Tris/EDTA buffer (pH 9). The HRP-staining procedure was used for detection.

Please note: All products are "FOR RESEARCH USE ONLY. NOT FOR USE IN DIAGNOSTIC PROCEDURES"

Our Abpromise to you: Quality guaranteed and expert technical support

- Replacement or refund for products not performing as stated on the datasheet
- Valid for 12 months from date of delivery
- Response to your inquiry within 24 hours

- We provide support in Chinese, English, French, German, Japanese and Spanish
- Extensive multi-media technical resources to help you
- We investigate all quality concerns to ensure our products perform to the highest standards

If the product does not perform as described on this datasheet, we will offer a refund or replacement. For full details of the Abpromise, please visit <https://www.abcam.cn/abpromise> or contact our technical team.

Terms and conditions

- Guarantee only valid for products bought direct from Abcam or one of our authorized distributors