


### Anti-DDX18 antibody ab70526

#### 2 图像

#### 概述

产品名称	Anti-DDX18抗体
描述	兔多克隆抗体to DDX18
宿主	Rabbit
特异性	We have data to indicate that this antibody may not cross react with Mouse. However, this has not been conclusively tested and expression levels may vary in certain cell lines/tissues.
经测试应用	<b>适用于:</b> WB, IP
种属反应性	<b>与反应:</b> Human <b>预测可用于:</b> Rabbit, Cow, Dog, Pig, Chimpanzee, Baboon, Rhesus monkey, Gorilla, Orangutan, Elephant 
免疫原	A region between residues 1 and 50 of human DDX18 (NP_006764.3)
阳性对照	Whole cell lysate from HeLa and 293T cells.
常规说明	<p>The Life Science industry has been in the grips of a reproducibility crisis for a number of years. Abcam is leading the way in addressing this with our range of recombinant monoclonal antibodies and knockout edited cell lines for gold-standard validation. Please check that this product meets your needs before purchasing.</p> <p>If you have any questions, special requirements or concerns, please send us an inquiry and/or contact our Support team ahead of purchase. Recommended alternatives for this product can be found below, along with publications, customer reviews and Q&amp;As</p>

#### 性能

形式	Liquid
存放说明	Shipped at 4°C. Upon delivery aliquot and store at -20°C. Avoid freeze / thaw cycles.
存储溶液	pH: 6.8 Preservative: 0.09% Sodium azide Constituents: 0.1% BSA, Tris buffered saline
纯度	Immunogen affinity purified
克隆	多克隆
同种型	IgG

应用

The Abpromise guarantee      **Abpromise™**承诺保证使用ab70526于以下的经测试应用

“应用说明”部分 下显示的仅为推荐的起始稀释度;实际最佳的稀释度/浓度应由使用者检定。

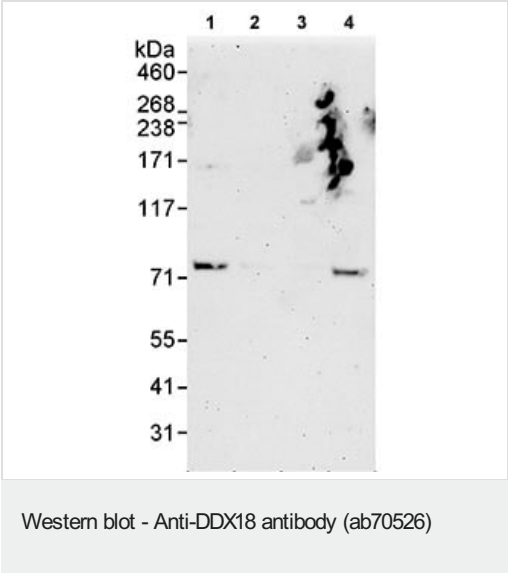
应用	Ab评论	说明
WB		
IP		

应用说明	<p>IP: Use at 1 - 4 µg/mg of lysate.</p> <p>WB: 1/2000 - 1/10000. Detects a band of approximately 75 kDa (predicted molecular weight: 75 kDa).</p> <p>Not yet tested in other applications.</p> <p>Optimal dilutions/concentrations should be determined by the end user.</p>
------	---

靶标

功能	Probable RNA-dependent helicase.
序列相似性	<p>Belongs to the DEAD box helicase family. DDX18/HAS1 subfamily.</p> <p>Contains 1 helicase ATP-binding domain.</p> <p>Contains 1 helicase C-terminal domain.</p>

图片



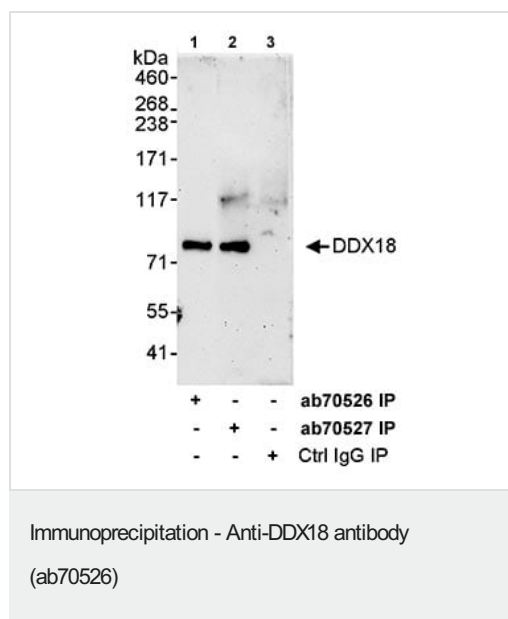
**All lanes :** Anti-DDX18 antibody (ab70526) at 0.04 µg/ml

- Lane 1 :** Whole cell lysate from HeLa cells at 50 µg
- Lane 2 :** Whole cell lysate from HeLa cells at 15 µg
- Lane 3 :** Whole cell lysate from HeLa cells at 5 µg
- Lane 4 :** Whole cell lysate from 293T cells at 50 µg

Developed using the ECL technique.

**Predicted band size:** 75 kDa  
**Observed band size:** 75 kDa

**Exposure time:** 3 minutes



Detection of DDX18 by Immunoprecipitation in Whole cell lysate from HeLa cells (1 mg for IP, 20% of IP loaded) using ab70526 (Lane 1) and **ab70527** (Lane 2) at 3 µg/mg lysate for IP. ab70526 was used at 1 µg/ml for subsequent WB detection. Lane 3 represents control IgG IP.

**Please note:** All products are "FOR RESEARCH USE ONLY. NOT FOR USE IN DIAGNOSTIC PROCEDURES"

### Our Abpromise to you: Quality guaranteed and expert technical support

- Replacement or refund for products not performing as stated on the datasheet
- Valid for 12 months from date of delivery
- Response to your inquiry within 24 hours
- We provide support in Chinese, English, French, German, Japanese and Spanish
- Extensive multi-media technical resources to help you
- We investigate all quality concerns to ensure our products perform to the highest standards

If the product does not perform as described on this datasheet, we will offer a refund or replacement. For full details of the Abpromise, please visit <https://www.abcam.cn/abpromise> or contact our technical team.

### Terms and conditions

- Guarantee only valid for products bought direct from Abcam or one of our authorized distributors