

Anti-DCTD antibody ab183607

[1 References](#) [3 图像](#)

概述

产品名称	Anti-DCTD抗体
描述	兔多克隆抗体to DCTD
宿主	Rabbit
经测试应用	适用于: IHC-P, WB
种属反应性	与反应: Human
免疫原	Recombinant fragment within Human DCTD. The exact immunogen sequence used to generate this antibody is proprietary information. If additional detail on the immunogen is needed to determine the suitability of the antibody for your needs, please contact our Scientific Support team to discuss your requirements. Database link: P32321
阳性对照	NT2D1, PC3, U87-MG, SK-N-SH and Human DCTD-transfected 293T whole cell lysates.
常规说明	<p>The Life Science industry has been in the grips of a reproducibility crisis for a number of years. Abcam is leading the way in addressing this with our range of recombinant monoclonal antibodies and knockout edited cell lines for gold-standard validation. Please check that this product meets your needs before purchasing.</p> <p>If you have any questions, special requirements or concerns, please send us an inquiry and/or contact our Support team ahead of purchase. Recommended alternatives for this product can be found below, along with publications, customer reviews and Q&As</p>

性能

形式	Liquid
存放说明	Shipped at 4°C. Store at +4°C short term (1-2 weeks). Upon delivery aliquot. Store at -20°C long term. Avoid freeze / thaw cycle.
存储溶液	pH: 7.00 Preservative: 0.01% Thimerosal (merthiolate) Constituents: 79.99% PBS, 20% Glycerol (glycerin, glycerine)
纯度	Immunogen affinity purified
克隆	多克隆
同种型	IgG

应用

The Abpromise guarantee **Abpromise™**承诺保证使用ab183607于以下的经测试应用

“应用说明”部分 下显示的仅为推荐的起始稀释度;实际最佳的稀释度/浓度应由使用者检定。

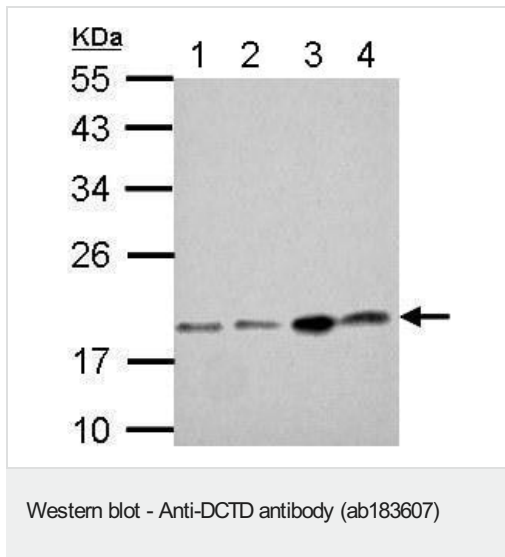
应用	Ab评论	说明
IHC-P		1/100 - 1/1000.
WB		1/1000 - 1/10000. Predicted molecular weight: 20 kDa.

靶标

功能 Supplies the nucleotide substrate for thymidylate synthetase.

序列相似性 Belongs to the cytidine and deoxycytidylate deaminase family.

图片



All lanes : Anti-DCTD antibody (ab183607) at 1/1000 dilution

Lane 1 : NT2D1 whole cell lysate

Lane 2 : PC3 whole cell lysate

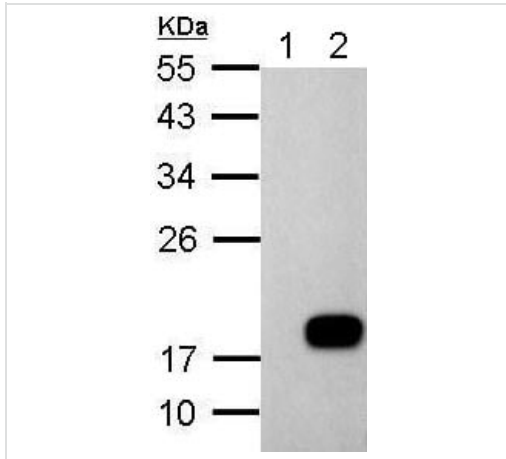
Lane 3 : U87-MG whole cell lysate

Lane 4 : SK-N-SH whole cell lysate

Lysates/proteins at 30 µg per lane.

Predicted band size: 20 kDa

12% SDS PAGE



Western blot - Anti-DCTD antibody (ab183607)

All lanes : Anti-DCTD antibody (ab183607) at 1/5000 dilution

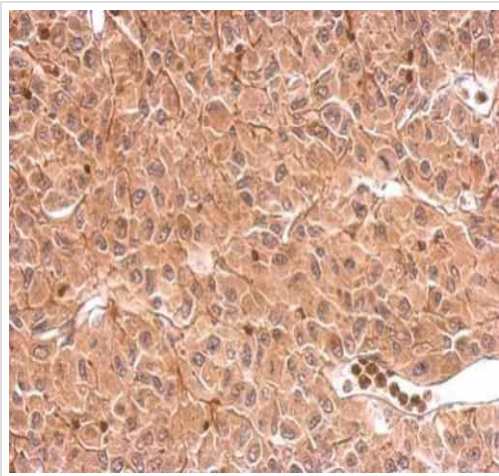
Lane 1 : 293T whole cell lysate

Lane 2 : Human DCTD-transfected 293T cell lysate

Lysates/proteins at 30 µg per lane.

Predicted band size: 20 kDa

12% SDS PAGE



Immunohistochemical analysis of paraffin embedded U87 xenograft labeling DCTD with ab183607 at 1/500.dilution.

Immunohistochemistry (Formalin/PFA-fixed paraffin-embedded sections) - Anti-DCTD antibody (ab183607)

Please note: All products are "FOR RESEARCH USE ONLY. NOT FOR USE IN DIAGNOSTIC PROCEDURES"

Our Abpromise to you: Quality guaranteed and expert technical support

- Replacement or refund for products not performing as stated on the datasheet
- Valid for 12 months from date of delivery
- Response to your inquiry within 24 hours
- We provide support in Chinese, English, French, German, Japanese and Spanish
- Extensive multi-media technical resources to help you
- We investigate all quality concerns to ensure our products perform to the highest standards

If the product does not perform as described on this datasheet, we will offer a refund or replacement. For full details of the Abpromise, please visit <https://www.abcam.cn/abpromise> or contact our technical team.

Terms and conditions

- Guarantee only valid for products bought direct from Abcam or one of our authorized distributors