


Anti-Cytokeratin 8 antibody [SP102], prediluted ab228149

重组 RabMAb

14 图像

概述

产品名称	Anti-Cytokeratin 8抗体[SP102], prediluted
描述	兔单克隆抗体[SP102] to Cytokeratin 8, prediluted
宿主	Rabbit
经测试应用	适用于: IHC-P
种属反应性	与反应: Human 预测可用于: Mouse, Rat, Cow, Pig 
免疫原	Synthetic peptide. This information is proprietary to Abcam and/or its suppliers.
阳性对照	IHC-P: Human breast ductal carcinoma, breast, lung squamous cell carcinoma, placenta, thyroid, bladder, bladder transitional cell carcinoma, stomach, stomach adenocarcinoma, prostate, prostate adenocarcinoma and lung tissue.
常规说明	This product is FOR RESEARCH USE ONLY. For commercial use, please contact partnerships@abcam.com.

性能

形式	Liquid
存放说明	Shipped at 4°C. Store at +4°C. Do Not Freeze.
存储溶液	pH: 7.60 Preservative: 0.1% Sodium azide Constituents: Tris buffered saline, 1% BSA
纯度	Protein A/G purified
纯化说明	Purified from TCS by protein A/G.
克隆	单克隆
克隆编号	SP102
同种型	IgG

应用

The Abpromise guarantee

Abpromise™承诺保证使用ab228149于以下的经测试应用

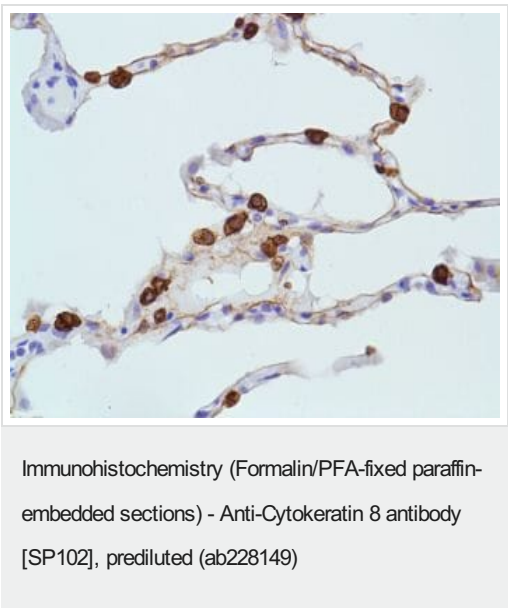
“应用说明”部分 下显示的仅为推荐的起始稀释度;实际最佳的稀释度/浓度应由使用者检定。

应用	Ab评论	说明
IHC-P		1/1. Perform heat mediated antigen retrieval with citrate buffer pH 6 before commencing with IHC staining protocol. Ready to use. Primary antibody incubation for 30 minutes at room temperature.

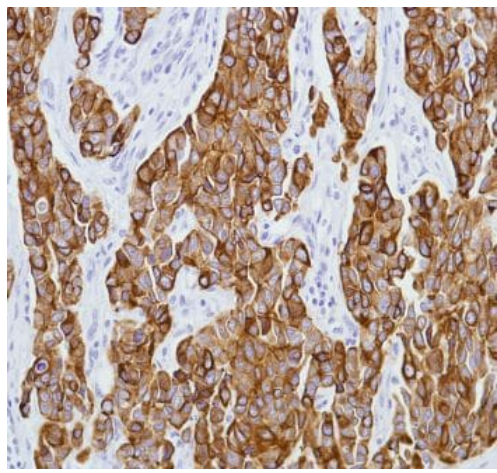
靶标

功能	Together with KRT19, helps to link the contractile apparatus to dystrophin at the costameres of striated muscle.
组织特异性	Observed in muscle fibers accumulating in the costameres of myoplasm at the sarcolemma membrane in structures that contain dystrophin and spectrin. Expressed in gingival mucosa and hard palate of the oral cavity.
疾病相关	Cirrhosis
序列相似性	Belongs to the intermediate filament family.
翻译后修饰	Phosphorylation on serine residues is enhanced during EGF stimulation and mitosis. Ser-74 phosphorylation plays an important role in keratin filament reorganization. O-glycosylated. O-GlcNAcylation at multiple sites increases solubility, and decreases stability by inducing proteasomal degradation. O-glycosylated (O-GlcNAcyated), in a cell cycle-dependent manner.
细胞定位	Cytoplasm. Nucleus, nucleoplasm. Nucleus matrix.

图片

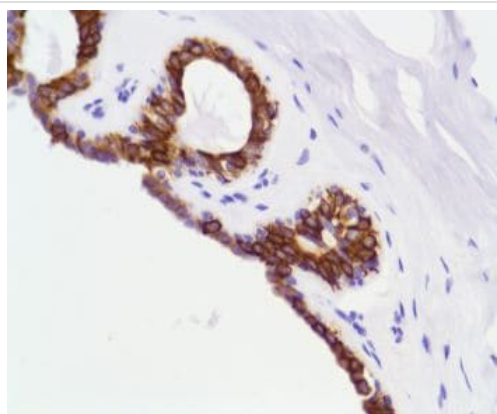


Formalin-fixed, paraffin-embedded human lung tissue stained for Cytokeratin 8 using ab228149 in immunohistochemical analysis.



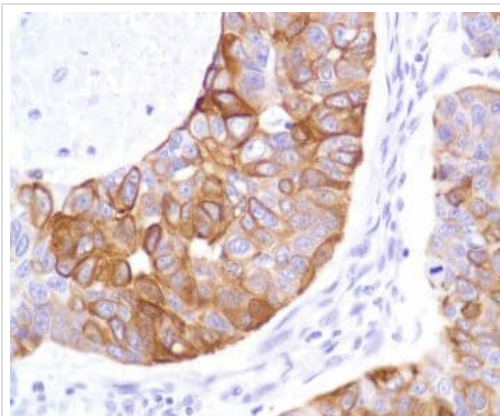
Formalin-fixed, paraffin-embedded human breast ductal carcinoma tissue stained for Cytokeratin 8 using ab228149 in immunohistochemical analysis.

Immunohistochemistry (Formalin/PFA-fixed paraffin-embedded sections) - Anti-Cytokeratin 8 antibody [SP102], prediluted (ab228149)



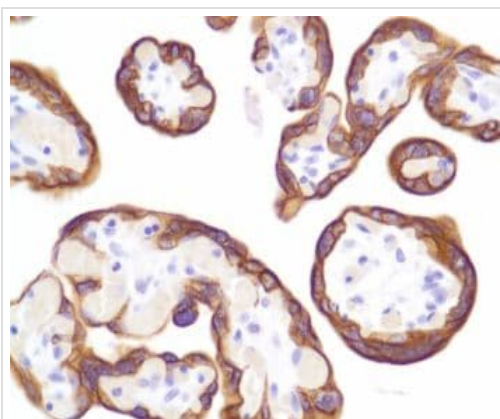
Formalin-fixed, paraffin-embedded human breast tissue stained for Cytokeratin 8 using ab228149 in immunohistochemical analysis.

Immunohistochemistry (Formalin/PFA-fixed paraffin-embedded sections) - Anti-Cytokeratin 8 antibody [SP102], prediluted (ab228149)



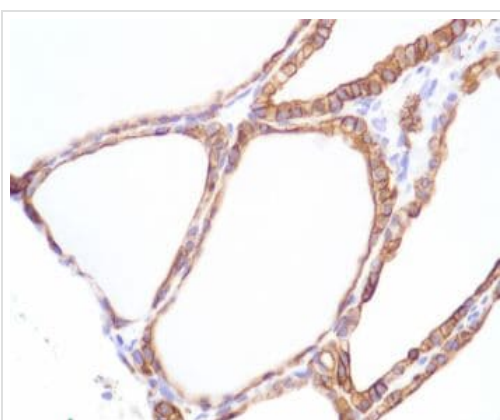
Immunohistochemistry (Formalin/PFA-fixed paraffin-embedded sections) - Anti-Cytokeratin 8 antibody [SP102], prediluted (ab228149)

Formalin-fixed, paraffin-embedded human lung squamous cell carcinoma tissue stained for Cytokeratin 8 using ab228149 in immunohistochemical analysis.



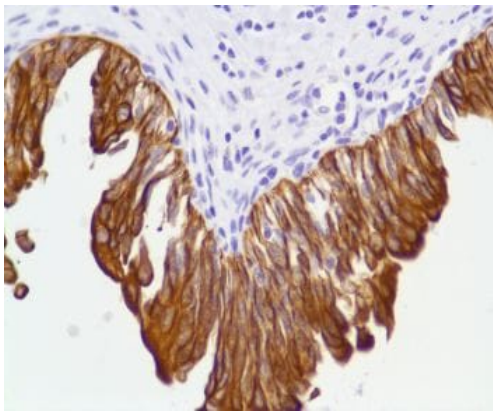
Immunohistochemistry (Formalin/PFA-fixed paraffin-embedded sections) - Anti-Cytokeratin 8 antibody [SP102], prediluted (ab228149)

Formalin-fixed, paraffin-embedded human placenta tissue stained for Cytokeratin 8 using ab228149 in immunohistochemical analysis.



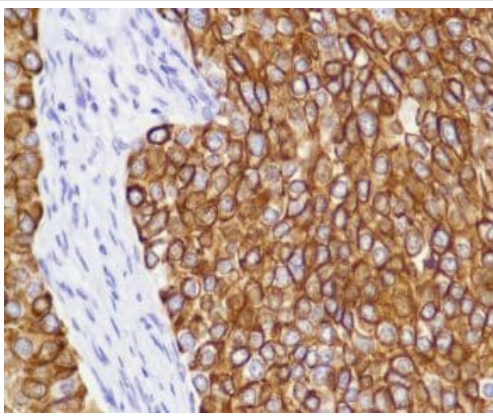
Immunohistochemistry (Formalin/PFA-fixed paraffin-embedded sections) - Anti-Cytokeratin 8 antibody [SP102], prediluted (ab228149)

Formalin-fixed, paraffin-embedded human thyroid tissue stained for Cytokeratin 8 using ab228149 in immunohistochemical analysis.



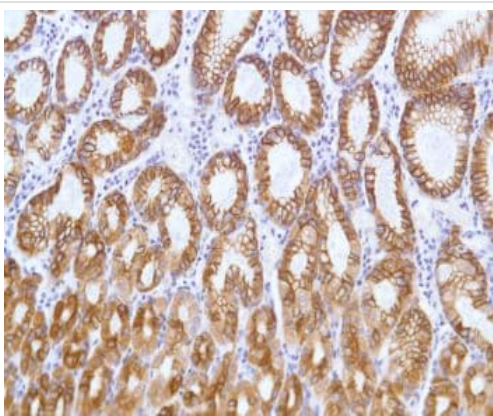
Formalin-fixed, paraffin-embedded human bladder tissue stained for Cytokeratin 8 using ab228149 in immunohistochemical analysis.

Immunohistochemistry (Formalin/PFA-fixed paraffin-embedded sections) - Anti-Cytokeratin 8 antibody [SP102], prediluted (ab228149)



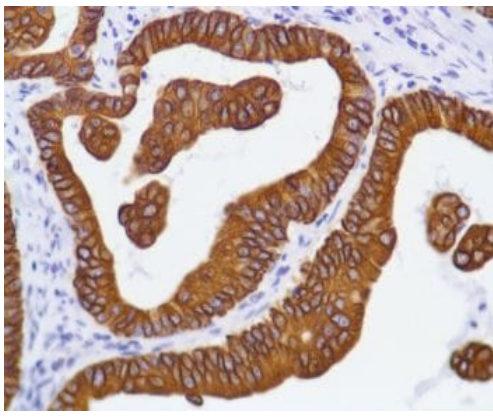
Formalin-fixed, paraffin-embedded human bladder transitional cell carcinoma tissue stained for Cytokeratin 8 using ab228149 in immunohistochemical analysis.

Immunohistochemistry (Formalin/PFA-fixed paraffin-embedded sections) - Anti-Cytokeratin 8 antibody [SP102], prediluted (ab228149)



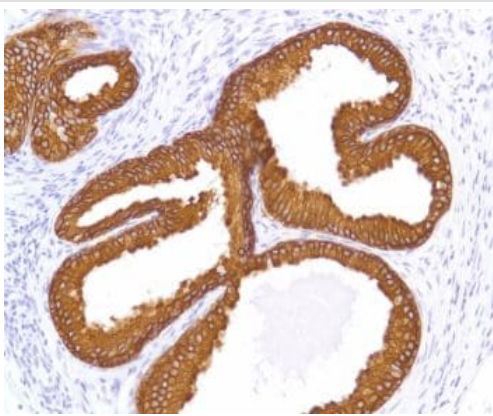
Formalin-fixed, paraffin-embedded human stomach tissue stained for Cytokeratin 8 using ab228149 in immunohistochemical analysis.

Immunohistochemistry (Formalin/PFA-fixed paraffin-embedded sections) - Anti-Cytokeratin 8 antibody [SP102], prediluted (ab228149)



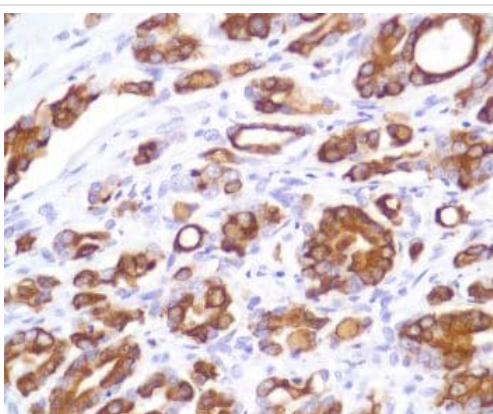
Formalin-fixed, paraffin-embedded human stomach adenocarcinoma tissue stained for Cytokeratin 8 using ab228149 in immunohistochemical analysis.

Immunohistochemistry (Formalin/PFA-fixed paraffin-embedded sections) - Anti-Cytokeratin 8 antibody [SP102], prediluted (ab228149)



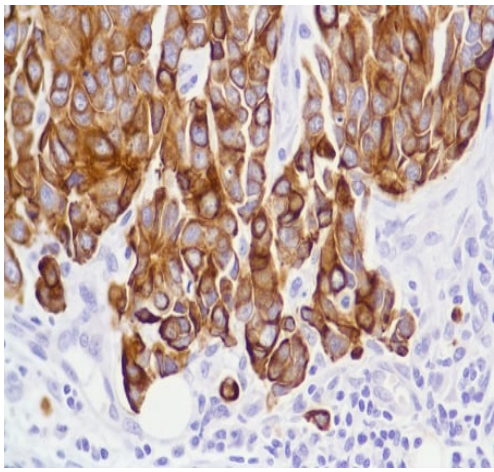
Formalin-fixed, paraffin-embedded human prostate tissue stained for Cytokeratin 8 using ab228149 in immunohistochemical analysis.

Immunohistochemistry (Formalin/PFA-fixed paraffin-embedded sections) - Anti-Cytokeratin 8 antibody [SP102], prediluted (ab228149)



Formalin-fixed, paraffin-embedded human prostate adenocarcinoma tissue stained for Cytokeratin 8 using ab228149 in immunohistochemical analysis.

Immunohistochemistry (Formalin/PFA-fixed paraffin-embedded sections) - Anti-Cytokeratin 8 antibody [SP102], prediluted (ab228149)



Formalin-fixed, paraffin-embedded human breast ductal carcinoma tissue stained for Cytokeratin 8 using ab228149 in immunohistochemical analysis.

Immunohistochemistry (Formalin/PFA-fixed paraffin-embedded sections) - Anti-Cytokeratin 8 antibody [SP102], prediluted (ab228149)

Why choose a recombinant antibody?



Research with confidence
Consistent and reproducible results



Long-term and scalable supply
Recombinant technology



Success from the first experiment
Confirmed specificity



Ethical standards compliant
Animal-free production

Anti-Cytokeratin 8 antibody [SP102], prediluted (ab228149)

Please note: All products are "FOR RESEARCH USE ONLY. NOT FOR USE IN DIAGNOSTIC PROCEDURES"

Our Abpromise to you: Quality guaranteed and expert technical support

- Replacement or refund for products not performing as stated on the datasheet
- Valid for 12 months from date of delivery
- Response to your inquiry within 24 hours
- We provide support in Chinese, English, French, German, Japanese and Spanish
- Extensive multi-media technical resources to help you
- We investigate all quality concerns to ensure our products perform to the highest standards

If the product does not perform as described on this datasheet, we will offer a refund or replacement. For full details of the Abpromise,

please visit <https://www.abcam.cn/abpromise> or contact our technical team.

Terms and conditions

- Guarantee only valid for products bought direct from Abcam or one of our authorized distributors