


Anti-Cytokeratin 7 antibody ab154334

[1 References](#) [4 图像](#)

概述

产品名称	Anti-Cytokeratin 7抗体
描述	兔多克隆抗体to Cytokeratin 7
宿主	Rabbit
经测试应用	适用于: WB, IHC-P, IHC-Fr, ICC/IF
种属反应性	与反应: Human 预测可用于: Mouse, Rat, Cow, Monkey 
免疫原	Recombinant fragment, corresponding to a region within amino acids 44-319 of Human Cytokeratin 7 (Uniprot ID: P08729).
阳性对照	A431, HeLa and MOLT4 whole cell lysates; HeLa cells; Human placenta tissue and A549 xenograft tissue.
常规说明	<p>The Life Science industry has been in the grips of a reproducibility crisis for a number of years. Abcam is leading the way in addressing this with our range of recombinant monoclonal antibodies and knockout edited cell lines for gold-standard validation. Please check that this product meets your needs before purchasing.</p> <p>If you have any questions, special requirements or concerns, please send us an inquiry and/or contact our Support team ahead of purchase. Recommended alternatives for this product can be found below, along with publications, customer reviews and Q&As</p>

性能

形式	Liquid
存放说明	Shipped at 4°C. Upon delivery aliquot. Store at -20°C or -80°C. Avoid freeze / thaw cycle.
存储溶液	pH: 7.00 Preservative: 0.01% Thimerosal (merthiolate) Constituents: 1.21% Tris, 0.75% Glycine, 10% Glycerol (glycerin, glycerine)
纯度	Immunogen affinity purified
克隆	多克隆
同种型	IgG

应用

The Abpromise guarantee

Abpromise™承诺保证使用ab154334于以下的经测试应用

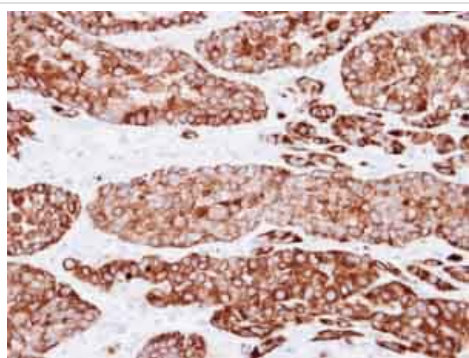
“应用说明”部分下显示的仅为推荐的起始稀释度;实际最佳的稀释度/浓度应由使用者检定。

应用	Ab评论	说明
WB		1/5000 - 1/20000. Predicted molecular weight: 51 kDa.
IHC-P		1/100 - 1/1000. Perform heat mediated antigen retrieval with citrate buffer pH 6 before commencing with IHC staining protocol.
IHC-Fr		1/100 - 1/1000.
ICC/IF		1/100 - 1/1000.

靶标

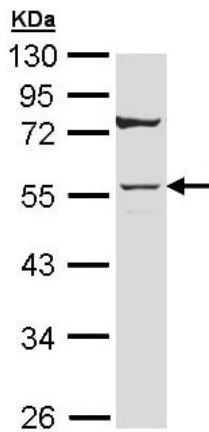
功能	Blocks interferon-dependent interphase and stimulates DNA synthesis in cells. Involved in the translational regulation of the human papillomavirus type 16 E7 mRNA (HPV16 E7).
组织特异性	Expressed in cultured epidermal, bronchial and mesothelial cells but absent in colon, ectocervix and liver. Observed throughout the glandular cells in the junction between stomach and esophagus but is absent in the esophagus.
序列相似性	Belongs to the intermediate filament family.
翻译后修饰	Arg-20 is dimethylated, probably to asymmetric dimethylarginine.
细胞定位	Cytoplasm.

图片



Immunohistochemical analysis of paraffin-embedded Human A549 xenograft tissue, labeling Cytokeratin 7 with ab154334 at 1/500 dilution.

Immunohistochemistry (Formalin/PFA-fixed paraffin-embedded sections) - Anti-Cytokeratin 7 antibody (ab154334)

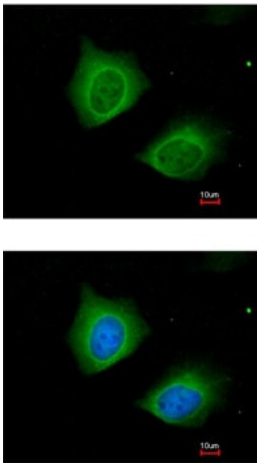


Western blot - Anti-Cytokeratin 7 antibody
(ab154334)

Anti-Cytokeratin 7 antibody (ab154334) at 1/10000 dilution + A431
whole cell lysate at 30 μ g

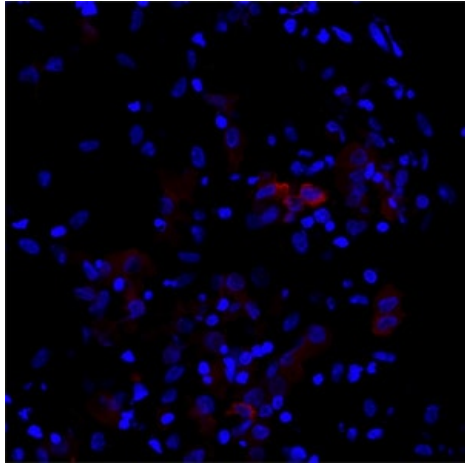
Predicted band size: 51 kDa

10% SDS PAGE



Immunocytochemistry/ Immunofluorescence - Anti-
Cytokeratin 7 antibody (ab154334)

Immunofluorescence analysis of paraformaldehyde-fixed HeLa
cells, labeling Cytokeratin 7 with ab154334 at 1/200 dilution. Lower
image is merged with DNA probe.



Immunohistochemical analysis of Human placenta tissue (paraformaldehyde-fixed frozen sections), labeling Cytokeratin 7 with ab154334 at 1/200 dilution.

Immunohistochemistry (Frozen sections) - Anti-Cytokeratin 7 antibody (ab154334)

Please note: All products are "FOR RESEARCH USE ONLY. NOT FOR USE IN DIAGNOSTIC PROCEDURES"

Our Abpromise to you: Quality guaranteed and expert technical support

- Replacement or refund for products not performing as stated on the datasheet
- Valid for 12 months from date of delivery
- Response to your inquiry within 24 hours
- We provide support in Chinese, English, French, German, Japanese and Spanish
- Extensive multi-media technical resources to help you
- We investigate all quality concerns to ensure our products perform to the highest standards

If the product does not perform as described on this datasheet, we will offer a refund or replacement. For full details of the Abpromise, please visit <https://www.abcam.cn/abpromise> or contact our technical team.

Terms and conditions

- Guarantee only valid for products bought direct from Abcam or one of our authorized distributors