

Anti-CYP7B1 antibody [EPR8395] ab138497

重组 RabMAb

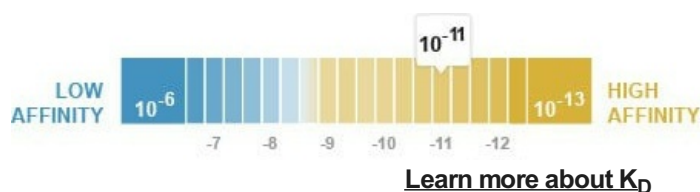
★★★★★ [1 Abreviews](#) [10 References](#) [3 图像](#)

概述

产品名称	Anti-CYP7B1抗体[EPR8395]
描述	兔单克隆抗体[EPR8395] to CYP7B1
宿主	Rabbit
经测试应用	适用于: WB 不适用于: Flow Cyt, ICC/IF, IHC-P or IP
种属反应性	与反应: Human
免疫原	Synthetic peptide within Human CYP7B1 aa 400-500. The exact sequence is proprietary.
阳性对照	PC3, Human fetal liver, and Human fetal kidney lysates
常规说明	<p>This product is a recombinant monoclonal antibody, which offers several advantages including:</p> <ul style="list-style-type: none"> - High batch-to-batch consistency and reproducibility - Improved sensitivity and specificity - Long-term security of supply - Animal-free production <p>For more information see here.</p> <p>Our RabMAb[®] technology is a patented hybridoma-based technology for making rabbit monoclonal antibodies. For details on our patents, please refer to RabMAb[®] patents.</p> <p>Mouse, Rat: We have preliminary internal testing data to indicate this antibody may not react with these species. Please contact us for more information.</p>

性能

形式	Liquid
存放说明	Shipped at 4°C. Upon delivery aliquot and store at -20°C. Avoid freeze / thaw cycles.
解离常数 (K _D)	K _D = 4.10 x 10 ⁻¹¹ M



存储溶液	pH: 7.2 Preservative: 0.01% Sodium azide Constituents: 9% PBS, 40% Glycerol (glycerin, glycerine), 0.05% BSA, 50% Tissue culture supernatant
纯度	Tissue culture supernatant
克隆	单克隆
克隆编号	EPR8395
同种型	IgG

应用

The Abpromise guarantee

Abpromise™承诺保证使用ab138497于以下的经测试应用

“应用说明”部分 下显示的仅为推荐的起始稀释度;实际最佳的稀释度/浓度应由使用者检定。

应用	Ab评论	说明
WB	★★★★★ (1)	1/1000 - 1/10000. Detects a band of approximately 55 kDa (predicted molecular weight: 58 kDa).

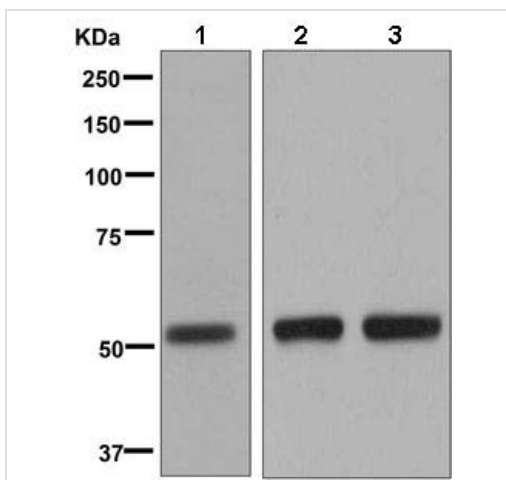
应用说明

Is unsuitable for Flow Cyt,ICC/IF,IHC-P or IP.

靶标

组织特异性	Brain, testis, ovary, prostate, liver, colon, kidney, and small intestine.
通路	Lipid metabolism; bile acid biosynthesis.
疾病相关	Defects in CYP7B1 are the cause of spastic paraplegia autosomal recessive type 5A (SPG5A) [MIM:270800]. Spastic paraplegia is a neurodegenerative disorder characterized by a slow, gradual, progressive weakness and spasticity of the lower limbs. Rate of progression and the severity of symptoms are quite variable. Initial symptoms may include difficulty with balance, weakness and stiffness in the legs, muscle spasms, and dragging the toes when walking. In some forms of the disorder, bladder symptoms (such as incontinence) may appear, or the weakness and stiffness may spread to other parts of the body. Defects in CYP7B1 are the cause of congenital bile acid synthesis defect type 3 (CBAS3) [MIM:613812]. Clinical features include severe cholestasis, cirrhosis and liver synthetic failure. Hepatic microsomal oxysterol 7-alpha-hydroxylase activity is undetectable.
序列相似性	Belongs to the cytochrome P450 family.
细胞定位	Endoplasmic reticulum membrane. Microsome membrane.

图片



Western blot - Anti-CYP7B1 antibody [EPR8395]
(ab138497)

All lanes : Anti-CYP7B1 antibody [EPR8395] (ab138497) at 1/1000 dilution

Lane 1 : PC3 lysate

Lane 2 : Human fetal liver lysate

Lane 3 : Human fetal kidney lysate

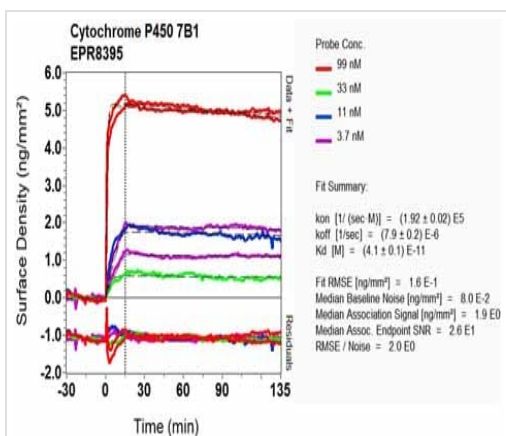
Lysates/proteins at 30 µg per lane.

Secondary

All lanes : HRP labelled goat anti-rabbit at 1/2000 dilution

Predicted band size: 58 kDa

Observed band size: 55 kDa



OIR-D Scanning - Anti-CYP7B1 antibody [EPR8395]
(ab138497)

Equilibrium disassociation constant (K_D)

Learn more about K_D

[Click here to learn more about \$K_D\$](#)

Why choose a recombinant antibody?



Research with confidence
Consistent and reproducible results



Long-term and scalable supply
Recombinant technology



Success from the first experiment
Confirmed specificity



Ethical standards compliant
Animal-free production

Anti-CYP7B1 antibody [EPR8395] (ab138497)

Please note: All products are "FOR RESEARCH USE ONLY. NOT FOR USE IN DIAGNOSTIC PROCEDURES"

Our Abpromise to you: Quality guaranteed and expert technical support

- Replacement or refund for products not performing as stated on the datasheet
- Valid for 12 months from date of delivery
- Response to your inquiry within 24 hours
- We provide support in Chinese, English, French, German, Japanese and Spanish
- Extensive multi-media technical resources to help you
- We investigate all quality concerns to ensure our products perform to the highest standards

If the product does not perform as described on this datasheet, we will offer a refund or replacement. For full details of the Abpromise, please visit <https://www.abcam.cn/abpromise> or contact our technical team.

Terms and conditions

- Guarantee only valid for products bought direct from Abcam or one of our authorized distributors