



### Anti-CYP21A2 antibody ab232701

#### 4 图像

#### 概述

产品名称	Anti-CYP21A2抗体
描述	兔多克隆抗体to CYP21A2
宿主	Rabbit
经测试应用	适用于: WB, IHC-P
种属反应性	与反应: Mouse, Human
免疫原	Recombinant fragment (His-T7-tag) corresponding to Mouse CYP21A2 aa 1-300. (Expressed in E.coli). Database link: <a href="#">P03940</a>
	 <a href="#">Run BLAST with</a>  <a href="#">Run BLAST with</a>
阳性对照	IHC-P: Mouse testis and kidney tissues. WB: Recombinant mouse CYP21B protein; HEK-293T, Jurkat and HL-60 cell lysates.
常规说明	<p>The Life Science industry has been in the grips of a reproducibility crisis for a number of years. Abcam is leading the way in addressing this with our range of recombinant monoclonal antibodies and knockout edited cell lines for gold-standard validation. Please check that this product meets your needs before purchasing.</p> <p>If you have any questions, special requirements or concerns, please send us an inquiry and/or contact our Support team ahead of purchase. Recommended alternatives for this product can be found below, along with publications, customer reviews and Q&amp;As</p>

#### 性能

形式	Liquid
存放说明	Shipped at 4°C. Store at +4°C short term (1-2 weeks). Upon delivery aliquot. Store at -20°C long term. Avoid freeze / thaw cycle.
存储溶液	pH: 7.40 Preservative: 0.011% Proclin 300 Constituents: 55.77% Glycerol (glycerin, glycerine), 44.219% PBS
纯度	Immunogen affinity purified
纯化说明	ab232701 was purified by antigen-specific affinity chromatography followed by Protein A affinity chromatography.
克隆	多克隆

同种型IgG

应用

The Abpromise guarantee      **Abpromise™**承诺保证使用ab232701于以下的经测试应用

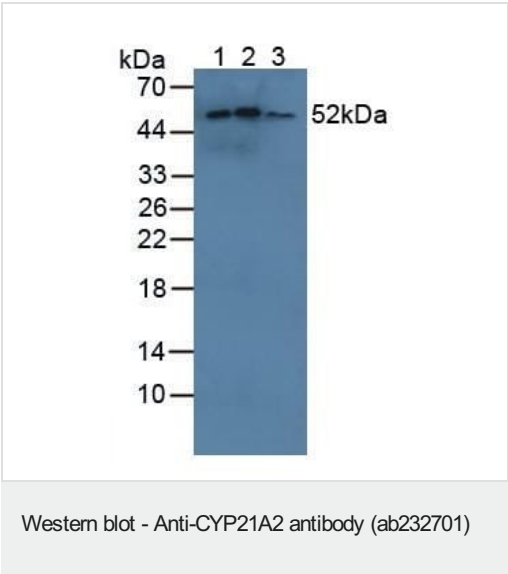
“应用说明”部分 下显示的仅为推荐的起始稀释度;实际最佳的稀释度/浓度应由使用者检定。

应用	Ab评论	说明
WB		Use a concentration of 0.5 - 5 µg/ml. Predicted molecular weight: 55 kDa.
IHC-P		Use a concentration of 5 - 20 µg/ml.

靶标

功能	Specifically catalyzes the 21-hydroxylation of steroids. Required for the adrenal synthesis of mineralocorticoids and glucocorticoids.
疾病相关	Adrenal hyperplasia 3
序列相似性	Belongs to the cytochrome P450 family.
结构域	The leucine-rich hydrophobic amino acid N-terminal region probably helps to anchor the protein to the microsomal membrane.
细胞定位	Endoplasmic reticulum membrane. Microsome membrane.

图片



**All lanes :** Anti-CYP21A2 antibody (ab232701) at 3 µg/ml

**Lane 1 :** HEK-293T (human epithelial cell line from embryonic kidney transformed with large T antigen) cell lysate

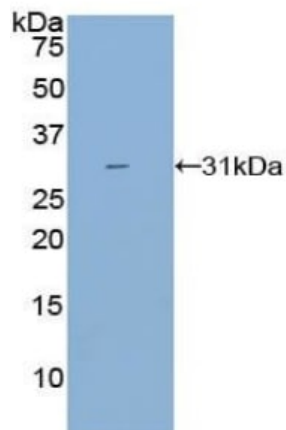
**Lane 2 :** Jurkat (human T cell leukemia cell line from peripheral blood) cell lysate

**Lane 3 :** HL-60 (human promyelocytic leukemia cell line) cell lysate

**Secondary**

**All lanes :** HRP-Linked Guinea pig Anti-Rabbit at 1/2000 dilution

**Predicted band size:** 55 kDa



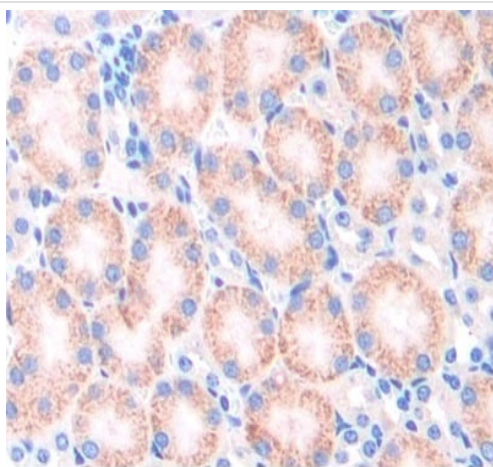
Western blot - Anti-CYP21A2 antibody (ab232701)

Anti-CYP21A2 antibody (ab232701) at 3 µg/ml + Recombinant mouse CYP21B protein

### Secondary

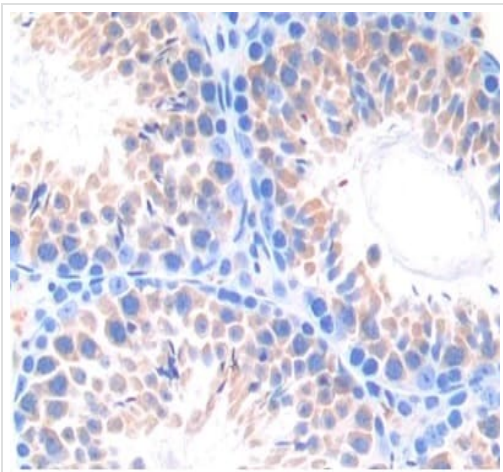
HRP-Linked Guinea pig Anti-Rabbit at 1/2000 dilution

**Predicted band size:** 55 kDa



Immunohistochemistry (Formalin/PFA-fixed paraffin-embedded sections) - Anti-CYP21A2 antibody (ab232701)

Paraffin-embedded mouse kidney tissue stained for CYP21A2 using ab232701 at 20 µg/ml in immunohistochemical analysis. DAB staining.



Immunohistochemistry (Formalin/PFA-fixed paraffin-embedded sections) - Anti-CYP21A2 antibody (ab232701)

Paraffin-embedded mouse testis tissue stained for CYP21A2 using ab232701 at 20 µg/ml in immunohistochemical analysis. DAB staining.

**Please note:** All products are "FOR RESEARCH USE ONLY. NOT FOR USE IN DIAGNOSTIC PROCEDURES"

### Our Abpromise to you: Quality guaranteed and expert technical support

---

- Replacement or refund for products not performing as stated on the datasheet
- Valid for 12 months from date of delivery
- Response to your inquiry within 24 hours
- We provide support in Chinese, English, French, German, Japanese and Spanish
- Extensive multi-media technical resources to help you
- We investigate all quality concerns to ensure our products perform to the highest standards

If the product does not perform as described on this datasheet, we will offer a refund or replacement. For full details of the Abpromise, please visit <https://www.abcam.cn/abpromise> or contact our technical team.

### Terms and conditions

---

- Guarantee only valid for products bought direct from Abcam or one of our authorized distributors