


### Anti-Ctip2 antibody ab28448

★★★★★ [5 Abreviews](#) [46 References](#) [2 图像](#)

#### 概述

产品名称	Anti-Ctip2抗体
描述	兔多克隆抗体to Ctip2
宿主	Rabbit
经测试应用	适用于: IP, WB
种属反应性	与反应: Human 预测可用于: Mouse, Rat 
免疫原	Synthetic peptide conjugated to KLH derived from within residues 850 - 950 of Human Ctip2.参阅 Abcam的专有抗源政策(Peptides available as <a href="#">ab32404</a> )
常规说明	<p>The Life Science industry has been in the grips of a reproducibility crisis for a number of years. Abcam is leading the way in addressing this with our range of recombinant monoclonal antibodies and knockout edited cell lines for gold-standard validation. Please check that this product meets your needs before purchasing.</p> <p>If you have any questions, special requirements or concerns, please send us an inquiry and/or contact our Support team ahead of purchase. Recommended alternatives for this product can be found below, along with publications, customer reviews and Q&amp;As</p>

#### 性能

形式	Liquid
存放说明	Shipped at 4°C. Store at +4°C short term (1-2 weeks). Upon delivery aliquot. Store at -20°C or -80°C. Avoid freeze / thaw cycle.
存储溶液	pH: 7.40 Preservative: 0.02% Sodium azide Constituent: PBS  Batches of this product that have a concentration < 1mg/ml may have BSA added as a stabilising agent. If you would like information about the formulation of a specific lot, please contact our scientific support team who will be happy to help.
纯度	Immunogen affinity purified
克隆	多克隆
同种型	IgG

## 应用

**The Abpromise guarantee**      **Abpromise™**承诺保证使用ab28448于以下的经测试应用

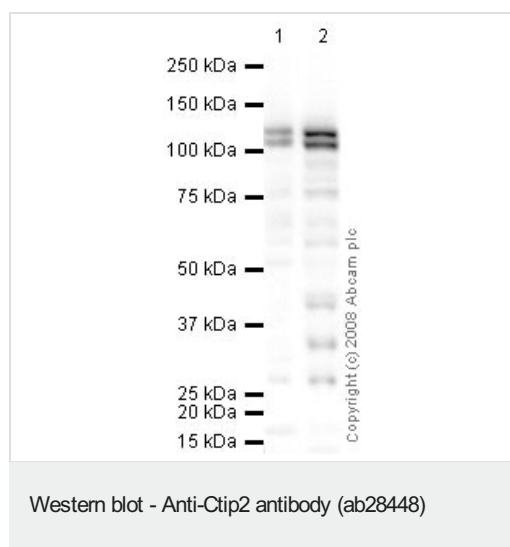
“应用说明”部分 下显示的仅为推荐的起始稀释度;实际最佳的稀释度/浓度应由使用者检定。

应用	Ab评论	说明
IP		Use at an assay dependent concentration.
WB		Use a concentration of 1 µg/ml. Detects a band of approximately 125,130 kDa (predicted molecular weight: 96 kDa).

## 靶标

<b>功能</b>	Tumor-suppressor protein involved in T-cell lymphomas. May function on the P53-signaling pathway. May be a key regulator of both differentiation and survival during thymocyte development. Repress transcription through direct, TFCOUP2-independent binding to a GC-rich response element.
<b>组织特异性</b>	Highly expressed in brain and in malignant T-cell lines derived from patients with adult T-cell leukemia/lymphoma.
<b>序列相似性</b>	Contains 6 C2H2-type zinc fingers.
<b>细胞定位</b>	Nucleus.

## 图片



**All lanes** : Anti-Ctip2 antibody (ab28448) at 1 µg/ml

**Lane 1** : Jurkat (Human T cell lymphoblast-like cell line) Whole Cell Lysate

**Lane 2** : Jurkat nuclear extract lysate ([ab14844](#))

Lysates/proteins at 10 µg per lane.

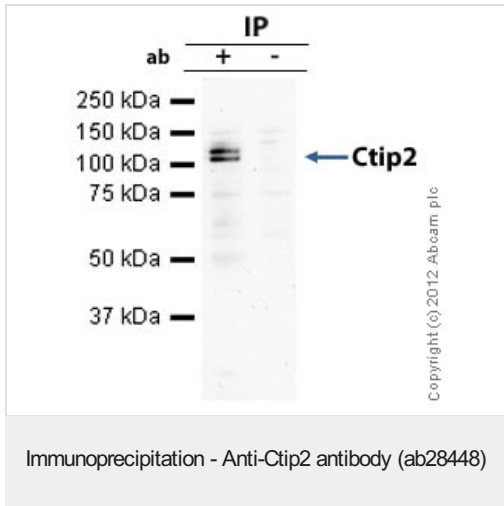
### Secondary

**All lanes** : Goat polyclonal to Rabbit IgG - H&L - Pre-Adsorbed (HRP) at 1/3000 dilution

Performed under reducing conditions.

**Predicted band size:** 96 kDa

**Observed band size:** 125,130 kDa



Ctip2 was immunoprecipitated using 0.5mg Jurkat whole cell extract, 5µg of Rabbit polyclonal to Ctip2 and 50µl of protein G magnetic beads (+). No antibody was added to the control (-). The antibody was incubated under agitation with Protein G beads for 10min, Jurkat whole cell extract lysate diluted in RIPA buffer was added to each sample and incubated for a further 10min under agitation. Proteins were eluted by addition of 40µl SDS loading buffer and incubated for 10min at 70°C; 10µl of each sample was separated on a SDS PAGE gel, transferred to a nitrocellulose membrane, blocked with 5% BSA and probed with ab28448. Secondary: Mouse monoclonal [SB62a] Secondary Antibody to Rabbit IgG light chain (HRP) ([ab99697](#)). Bands: 125, 130kDa: Ctip2.

**Please note:** All products are "FOR RESEARCH USE ONLY. NOT FOR USE IN DIAGNOSTIC PROCEDURES"

### Our Abpromise to you: Quality guaranteed and expert technical support

- Replacement or refund for products not performing as stated on the datasheet
- Valid for 12 months from date of delivery
- Response to your inquiry within 24 hours
- We provide support in Chinese, English, French, German, Japanese and Spanish
- Extensive multi-media technical resources to help you
- We investigate all quality concerns to ensure our products perform to the highest standards

If the product does not perform as described on this datasheet, we will offer a refund or replacement. For full details of the Abpromise, please visit <https://www.abcam.cn/abpromise> or contact our technical team.

### Terms and conditions

- Guarantee only valid for products bought direct from Abcam or one of our authorized distributors