


# Anti-COX IV antibody - Mitochondrial Marker ab153709

[7 References](#) [5 图像](#)

### 概述

产品名称	Anti-COX IV抗体- Mitochondrial Marker
描述	兔多克隆抗体to COX IV - Mitochondrial Marker
宿主	Rabbit
经测试应用	适用于: WB, IHC-P, ICC/IF
种属反应性	与反应: Mouse, Rat, Human 预测可用于: Monkey 
免疫原	Recombinant fragment within Human COX IV aa 1-169. The exact sequence is proprietary. Database link: <a href="#">P13073</a>
阳性对照	WB: HepG2 whole cell lysate ( <a href="#">ab7900</a> ), mouse and rat muscle tissue lysate. IHC-P: Human HS578T xenograft tissue. ICC/IF: HeLa cells.
常规说明	<p>The Life Science industry has been in the grips of a reproducibility crisis for a number of years. Abcam is leading the way in addressing this with our range of recombinant monoclonal antibodies and knockout edited cell lines for gold-standard validation. Please check that this product meets your needs before purchasing.</p> <p>If you have any questions, special requirements or concerns, please send us an inquiry and/or contact our Support team ahead of purchase. Recommended alternatives for this product can be found below, along with publications, customer reviews and Q&amp;As</p>

### 性能

形式	Liquid
存放说明	Shipped at 4°C. Upon delivery aliquot. Store at -20°C or -80°C. Avoid freeze / thaw cycle.
存储溶液	pH: 7.00 Preservative: 0.025% Proclin 300 Constituents: 78% PBS, 1% BSA, 20% Glycerol (glycerin, glycerine)
纯度	Immunogen affinity purified
克隆	多克隆
同种型	IgG

### 应用

## The Abpromise guarantee

**Abpromise™** 承诺保证使用 ab153709 于以下的经测试应用

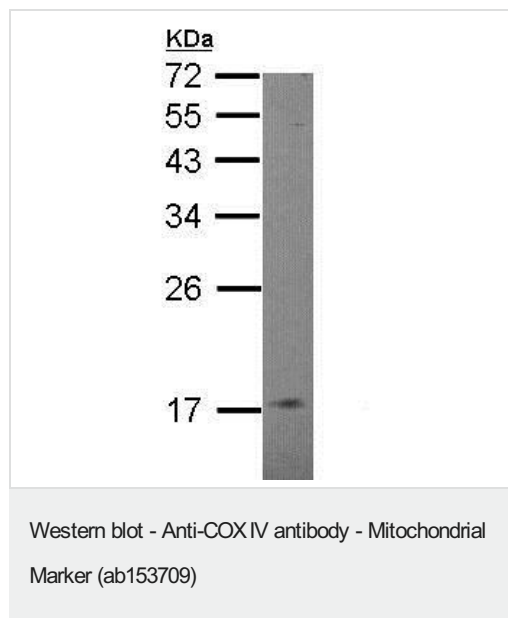
“应用说明”部分 下显示的仅为推荐的起始稀释度;实际最佳的稀释度/浓度应由使用者检定。

应用	Ab评论	说明
WB		1/500 - 1/3000. Predicted molecular weight: 19 kDa.
IHC-P		1/100 - 1/1000. Perform heat mediated antigen retrieval with citrate buffer pH 6 before commencing with IHC staining protocol.
ICC/IF		1/100 - 1/1000.

## 靶标

功能	This protein is one of the nuclear-coded polypeptide chains of cytochrome c oxidase, the terminal oxidase in mitochondrial electron transport.
组织特异性	Ubiquitous.
序列相似性	Belongs to the cytochrome c oxidase IV family.
细胞定位	Mitochondrion inner membrane.

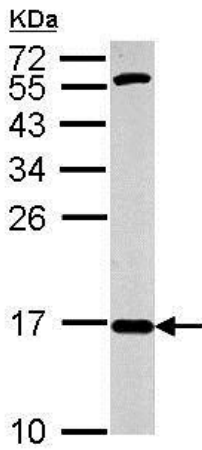
## 图片



Anti-COX IV antibody - Mitochondrial Marker (ab153709) at 1/1000 dilution + HepG2 whole cell lysate at 30 µg

**Predicted band size:** 19 kDa

12% SDS PAGE




Western blot - Anti-COX IV antibody - Mitochondrial Marker (ab153709)

Anti-COX IV antibody - Mitochondrial Marker (ab153709) at 1/500 dilution + Mouse muscle whole tissue lysate at 50  $\mu$ g

**Predicted band size:** 19 kDa

12% SDS PAGE

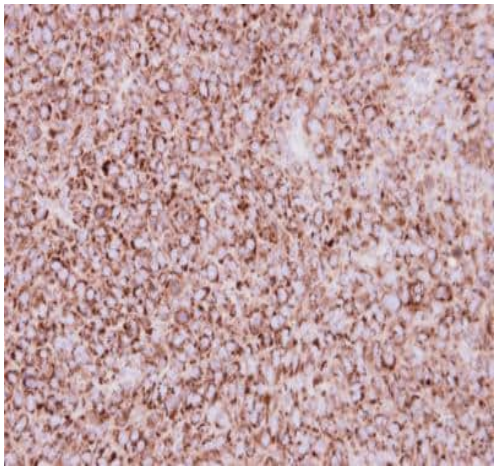


Western blot - Anti-COX IV antibody - Mitochondrial Marker (ab153709)

Anti-COX IV antibody - Mitochondrial Marker (ab153709) at 1/500 dilution + Rat muscle whole tissue lysate at 50  $\mu$ g

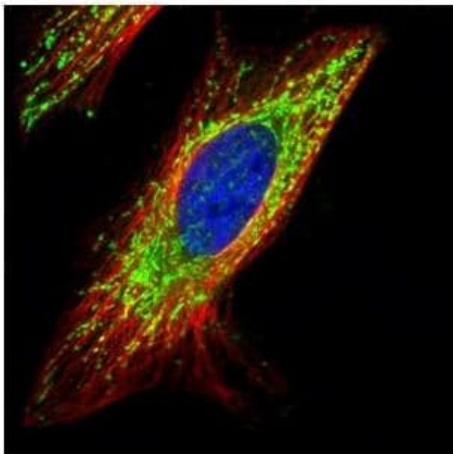
**Predicted band size:** 19 kDa

12% SDS PAGE



Immunohistochemical analysis of paraffin embedded HS578T (human) xenograft tissue, labeling COX IV using ab153709 at a 1/250 dilution.

Immunohistochemistry (Formalin/PFA-fixed paraffin-embedded sections) - Anti-COX IV antibody - Mitochondrial Marker (ab153709)



Immunofluorescence analysis of methanol fixed HeLa cells, labeling COX IV using ab153709 at 1/500 dilution (green) and alpha tubulin filaments (red).

Immunocytochemistry/ Immunofluorescence - Anti-COX IV antibody - Mitochondrial Marker (ab153709)

**Please note:** All products are "FOR RESEARCH USE ONLY. NOT FOR USE IN DIAGNOSTIC PROCEDURES"

**Our Abpromise to you: Quality guaranteed and expert technical support**

- Replacement or refund for products not performing as stated on the datasheet

- Valid for 12 months from date of delivery
- Response to your inquiry within 24 hours
  
- We provide support in Chinese, English, French, German, Japanese and Spanish
- Extensive multi-media technical resources to help you
- We investigate all quality concerns to ensure our products perform to the highest standards

If the product does not perform as described on this datasheet, we will offer a refund or replacement. For full details of the Abpromise, please visit <https://www.abcam.cn/abpromise> or contact our technical team.

### **Terms and conditions**

---

- Guarantee only valid for products bought direct from Abcam or one of our authorized distributors