

# Anti-Chromogranin A antibody [EP1031Y] ab52983

**重组 RabMAb**

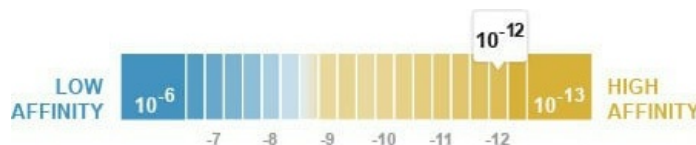
**4 References**   **4 图像**

### 概述

|              |   |
|--------------|---|
| <b>产品名称</b>  | Anti-Chromogranin A抗体[EP1031Y]  |
| <b>描述</b>    | 兔单克隆抗体[EP1031Y] to Chromogranin A   |
| <b>宿主</b>    | Rabbit  |
| <b>经测试应用</b> | <b>适用于:</b> WB, IHC-P<br><b>不适用于:</b> Flow Cyt or ICC/IF  |
| <b>种属反应性</b> | <b>与反应:</b> Rat, Human  |
| <b>免疫原</b>   | Synthetic peptide within Human Chromogranin A (C terminal). The exact sequence is proprietary. (Peptide available as <b>ab138920</b> )  |
| <b>阳性对照</b>  | PC12 cytoplasmic cell lysate Human pancreatic tissue  |
| <b>常规说明</b>  | This product is a recombinant monoclonal antibody, which offers several advantages including: <ul style="list-style-type: none"> <li>- High batch-to-batch consistency and reproducibility</li> <li>- Improved sensitivity and specificity</li> <li>- Long-term security of supply</li> <li>- Animal-free production</li> </ul> For more information <a href="#">see here</a> .<br>Our RabMAb <sup>®</sup> technology is a patented hybridoma-based technology for making rabbit monoclonal antibodies. For details on our patents, please refer to <a href="#">RabMAb<sup>®</sup> patents</a> .<br><br>Mouse: We have preliminary internal testing data to indicate this antibody may not react with this species. Please contact us for more information. |

### 性能

|                             |   |
|-----------------------------|---|
| <b>形式</b>                   | Liquid  |
| <b>存放说明</b>                 | Shipped at 4°C. Upon delivery aliquot and store at -20°C. Avoid freeze / thaw cycles. |
| <b>解离常数 (K<sub>D</sub>)</b> | K <sub>D</sub> = 6.90 x 10 <sup>-12</sup> M   |



[Learn more about K<sub>D</sub>](#)

|      |  |
|------|--|
| 存储溶液 | pH: 7.20<br>Preservative: 0.05% Sodium azide<br>Constituents: 0.1% BSA, 40% Glycerol (glycerin, glycerine), 9.85% Tris glycine, 50% Tissue culture supernatant |
| 纯度   | Protein A purified   |
| 克隆   | 单克隆  |
| 克隆编号 | EP1031Y  |
| 同种型  | IgG  |

应用

**The Abpromise guarantee**      **Abpromise™**承诺保证使用ab52983于以下的经测试应用

“应用说明”部分 下显示的仅为推荐的起始稀释度;实际最佳的稀释度/浓度应由使用者检定。

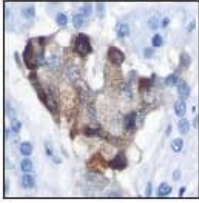
| 应用    | Ab评论 | 说明   |
|-------|------|--|
| WB    |      | 1/1e+006. Detects a band of approximately 80-90 kDa (predicted molecular weight: 51 kDa).            |
| IHC-P |      | 1/250 - 1/500. Perform heat mediated antigen retrieval before commencing with IHC staining protocol. |

应用说明      Is unsuitable for Flow Cyt or ICC/IF.

靶标

|       |  |
|-------|--|
| 功能    | Pancreastatin strongly inhibits glucose induced insulin release from the pancreas.   |
| 序列相似性 | Belongs to the chromogranin/secretogranin protein family.  |
| 翻译后修饰 | Sulfated on tyrosine residues and/or contains sulfated glycans.<br>O-glycosylated with core 1 or possibly core 8 glycans.  |
| 细胞定位  | Secreted. Neuroendocrine and endocrine secretory granules.   |
| 形式    | According to the Swiss-Prot database, this protein has many different forms which correspond to various molecular weights; thus the possible variation from the predicted molecular weight of 51kDa. |

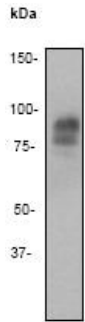
图片



Immunohistochemistry (Formalin/PFA-fixed paraffin-embedded sections) - Anti-Chromogranin A antibody [EP1031Y] (ab52983)

ab52983, at a 1/250 dilution, staining Human Chromogranin A in Pancreas using Immunohistochemistry, Paraffin Embedded tissue.

Perform heat mediated antigen retrieval before commencing with IHC staining protocol.



Western blot - Anti-Chromogranin A antibody [EP1031Y] (ab52983)

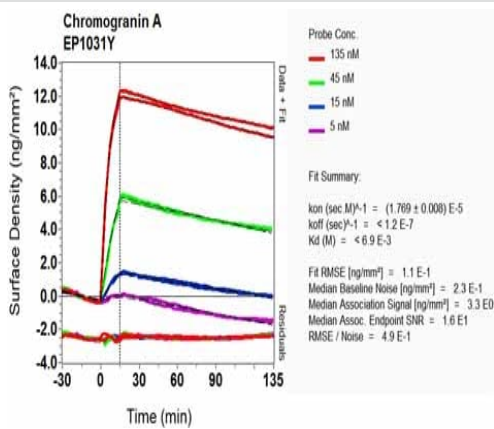
Anti-Chromogranin A antibody [EP1031Y] (ab52983) at 1/1000000 dilution + PC12 cell lysate at 10 µg

### Secondary

goat anti-rabbit HRP labelled at 1/2000 dilution

**Predicted band size:** 51 kDa

**Observed band size:** 80-90 kDa







O1-RD Scanning - Anti-Chromogranin A antibody [EP1031Y] (ab52983)

Equilibrium dissociation constant ( $K_D$ )

Learn more about  $K_D$

[Click here to learn more about  \$K\_D\$](#)

Why choose a recombinant antibody?

|  |  |
|--|--|
|  <p><b>Research with confidence</b><br/>Consistent and reproducible results</p> |  <p><b>Long-term and scalable supply</b><br/>Recombinant technology</p> |
|  <p><b>Success from the first experiment</b><br/>Confirmed specificity</p>      |  <p><b>Ethical standards compliant</b><br/>Animal-free production</p>   |

Anti-Chromogranin A antibody [EP1031Y] (ab52983)

**Please note:** All products are "FOR RESEARCH USE ONLY. NOT FOR USE IN DIAGNOSTIC PROCEDURES"

### Our Abpromise to you: Quality guaranteed and expert technical support

---

- Replacement or refund for products not performing as stated on the datasheet
- Valid for 12 months from date of delivery
- Response to your inquiry within 24 hours
- We provide support in Chinese, English, French, German, Japanese and Spanish
- Extensive multi-media technical resources to help you
- We investigate all quality concerns to ensure our products perform to the highest standards

If the product does not perform as described on this datasheet, we will offer a refund or replacement. For full details of the Abpromise, please visit <https://www.abcam.cn/abpromise> or contact our technical team.

### Terms and conditions

---

- Guarantee only valid for products bought direct from Abcam or one of our authorized distributors