

Anti-CD99 antibody [SP119] ab227738

重组 RabMAb

7 图像

概述

产品名称	Anti-CD99抗体[SP119]
描述	兔单克隆抗体[SP119] to CD99
宿主	Rabbit
经测试应用	适用于: IHC-P
种属反应性	与反应: Human
免疫原	Recombinant full length protein corresponding to Human CD99. Database link: P14209
阳性对照	IHC-P: Human pancreas, hepatocellular carcinoma, ovary, tonsil and thymus tissues.
常规说明	This product is FOR RESEARCH USE ONLY. For commercial use, please contact partnerships@abcam.com.

性能

形式	Liquid
存放说明	Shipped at 4°C. Store at +4°C short term (1-2 weeks). Upon delivery aliquot. Store at -20°C long term. Avoid freeze / thaw cycle.
存储溶液	pH: 7.60 Preservative: 0.1% Sodium azide Constituents: PBS, 1% BSA
纯度	Protein A/G purified
纯化说明	Purified from TCS by protein A/G.
克隆	单克隆
克隆编号	SP119
同种型	IgG

应用

The Abpromise guarantee

Abpromise™ 承诺保证使用ab227738于以下的经测试应用

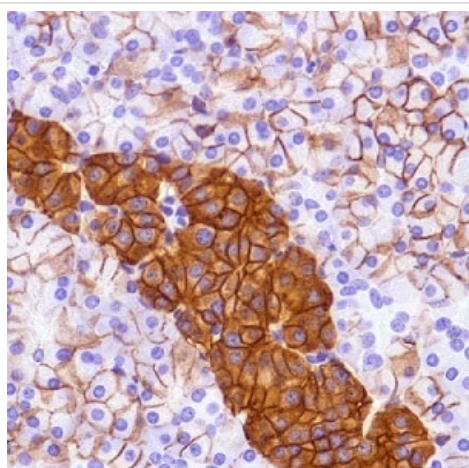
“应用说明”部分 下显示的仅为推荐的起始稀释度;实际最佳的稀释度/浓度应由使用者检定。

应用	Ab评论	说明
IHC-P		1/200. Perform heat mediated antigen retrieval with citrate buffer pH 6 before commencing with IHC staining protocol.

靶标

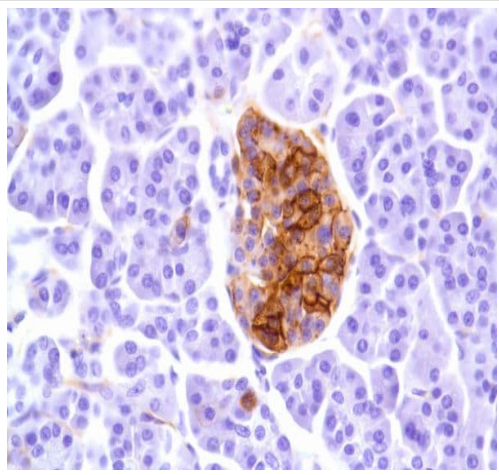
功能	Involved in T-cell adhesion processes. It is involved in spontaneous rosette formation with erythrocytes.
序列相似性	Belongs to the CD99 family.
翻译后修饰	Extensively O-glycosylated.
细胞定位	Membrane.

图片



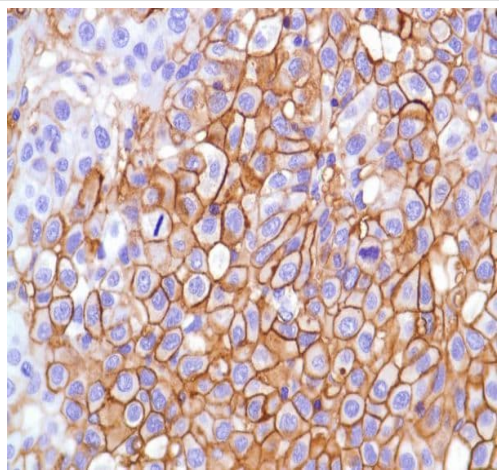
Formalin-fixed, paraffin-embedded human pancreas tissue stained for CD99 using ab227738 at 1/200 dilution in immunohistochemical analysis.

Immunohistochemistry (Formalin/PFA-fixed paraffin-embedded sections) - Anti-CD99 antibody [SP119] (ab227738)



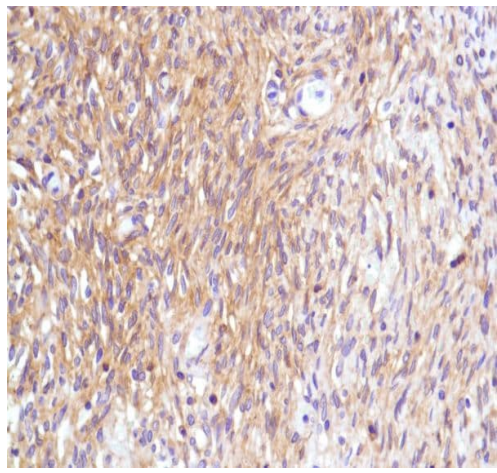
Immunohistochemistry (Formalin/PFA-fixed paraffin-embedded sections) - Anti-CD99 antibody [SP119] (ab227738)

Formalin-fixed, paraffin-embedded human pancreas tissue stained for CD99 using ab227738 at 1/200 dilution in immunohistochemical analysis.



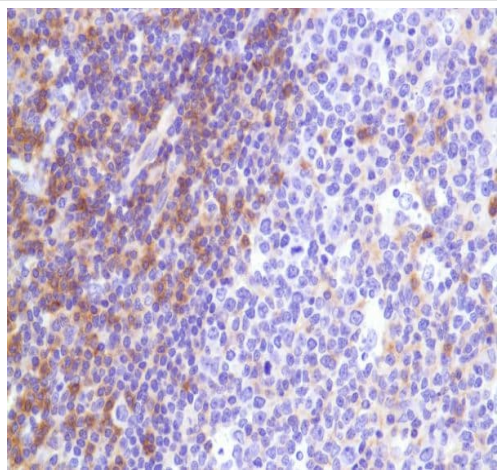
Immunohistochemistry (Formalin/PFA-fixed paraffin-embedded sections) - Anti-CD99 antibody [SP119] (ab227738)

Formalin-fixed, paraffin-embedded human hepatocellular carcinoma tissue stained for CD99 using ab227738 at 1/200 dilution in immunohistochemical analysis.



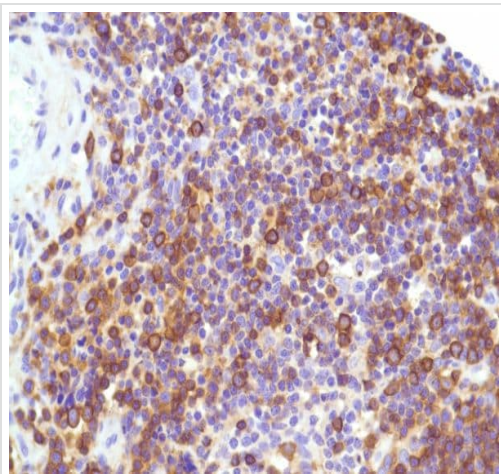
Immunohistochemistry (Formalin/PFA-fixed paraffin-embedded sections) - Anti-CD99 antibody [SP119] (ab227738)

Formalin-fixed, paraffin-embedded human ovary tissue stained for CD99 using ab227738 at 1/200 dilution in immunohistochemical analysis.



Immunohistochemistry (Formalin/PFA-fixed paraffin-embedded sections) - Anti-CD99 antibody [SP119] (ab227738)

Formalin-fixed, paraffin-embedded human tonsil tissue stained for CD99 using ab227738 at 1/200 dilution in immunohistochemical analysis.



Formalin-fixed, paraffin-embedded human thymus tissue stained for CD99 using ab227738 at 1/200 dilution in immunohistochemical analysis.

Immunohistochemistry (Formalin/PFA-fixed paraffin-embedded sections) - Anti-CD99 antibody [SP119] (ab227738)

Why choose a recombinant antibody?

<p>Research with confidence Consistent and reproducible results</p>	<p>Long-term and scalable supply Recombinant technology</p>
<p>Success from the first experiment Confirmed specificity</p>	<p>Ethical standards compliant Animal-free production</p>

Anti-CD99 antibody [SP119] (ab227738)

Please note: All products are "FOR RESEARCH USE ONLY. NOT FOR USE IN DIAGNOSTIC PROCEDURES"

Our Abpromise to you: Quality guaranteed and expert technical support

- Replacement or refund for products not performing as stated on the datasheet
- Valid for 12 months from date of delivery
- Response to your inquiry within 24 hours
- We provide support in Chinese, English, French, German, Japanese and Spanish
- Extensive multi-media technical resources to help you
- We investigate all quality concerns to ensure our products perform to the highest standards

If the product does not perform as described on this datasheet, we will offer a refund or replacement. For full details of the Abpromise, please visit <https://www.abcam.cn/abpromise> or contact our technical team.

Terms and conditions

- Guarantee only valid for products bought direct from Abcam or one of our authorized distributors