

Anti-CD3 zeta antibody [EP286Y] ab40804

重组 RabMAb

★★★★★ **1 Abreviews** **8 References** **3 图像**

概述

产品名称	Anti-CD3 zeta抗体[EP286Y]
描述	兔单克隆抗体[EP286Y] to CD3 zeta
宿主	Rabbit
经测试应用	适用于: Flow Cyt (Intra), ICC/IF
种属反应性	与反应: Human
免疫原	Synthetic peptide within Human CD3 zeta aa 100 to the C-terminus (C terminal). The exact sequence is proprietary.
阳性对照	ICC/IF: Daudi (Human Burkitt's lymphoma lymphoblast)
常规说明	<p>We are constantly working hard to ensure we provide our customers with best in class antibodies. As a result of this work we are pleased to now offer this antibody in purified format. We are in the process of updating our datasheets. The purified format is designated 'PUR' on our product labels. If you have any questions regarding this update, please contact our Scientific Support team.</p> <p>This product is a recombinant monoclonal antibody, which offers several advantages including:</p> <ul style="list-style-type: none"> - High batch-to-batch consistency and reproducibility - Improved sensitivity and specificity - Long-term security of supply - Animal-free production <p>For more information see here.</p> <p>Our RabMAb[®] technology is a patented hybridoma-based technology for making rabbit monoclonal antibodies. For details on our patents, please refer to RabMAb[®] patents.</p>

性能

形式	Liquid
存放说明	Shipped at 4°C. Store at +4°C short term (1-2 weeks). Upon delivery aliquot. Store at -20°C. Avoid freeze / thaw cycle.
存储溶液	<p>pH: 7.20</p> <p>Preservative: 0.01% Sodium azide</p> <p>Constituents: 59% PBS, 40% Glycerol (glycerin, glycerine), 0.05% BSA</p>

纯度	Protein A purified
克隆	单克隆
克隆编号	EP286Y
同种型	IgG

应用

The Abpromise guarantee **Abpromise™**承诺保证使用ab40804于以下的经测试应用

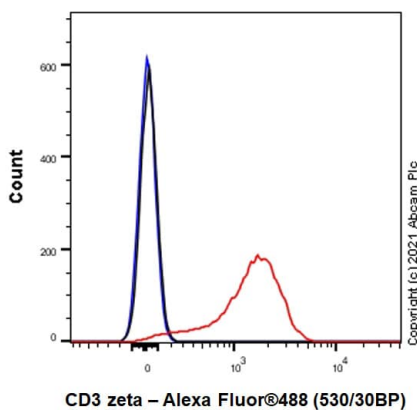
“应用说明”部分 下显示的仅为推荐的起始稀释度;实际最佳的稀释度/浓度应由使用者检定。

应用	Ab评论	说明
Flow Cyt (Intra)		1/20. ab172730 - Rabbit monoclonal IgG, is suitable for use as an isotype control with this antibody.
ICC/IF		1/50.

靶标

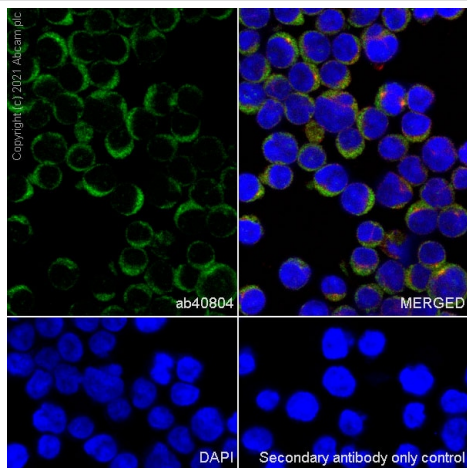
功能	Probable role in assembly and expression of the TCR complex as well as signal transduction upon antigen triggering.
疾病相关	Defects in CD247 are the cause of immunodeficiency due to defect in CD3-zeta (CD3ZID) [MIM:610163]. An immunological deficiency characterized by T-cells impaired immune response to alloantigens, tetanus toxoid and mitogens.
序列相似性	Belongs to the CD3Z/FCER1G family. Contains 3 ITAM domains.
结构域	The ITAM domains mediate interaction with SHB.
翻译后修饰	Phosphorylated on Tyr residues after T-cell receptor triggering.
细胞定位	Membrane.

图片



Flow Cytometry (Intracellular) - Anti-CD3 zeta antibody [EP286Y] (ab40804)

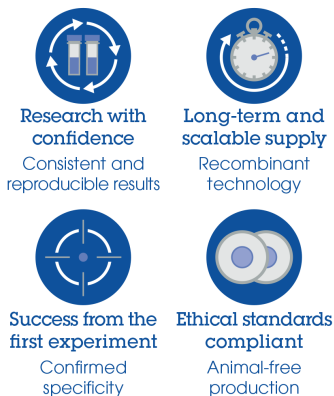
Flow Cytometry analysis of Jurkat (Human T cell leukemia T lymphocyte) cells labelling CD3 zeta with Purified ab40804 at 1:20 dilution (10 µg/ml) (Red). Cells were fixed with 4% Paraformaldehyde and permeabilised with 90% Methanol. A Goat anti rabbit IgG (Alexa Fluor™ 488, **ab150077**) secondary antibody was used at 1:2000. Isotype control - Rabbit monoclonal IgG (Black). Unlabelled control - Cell without incubation with primary antibody and secondary antibody (Blue).



Immunocytochemistry/ Immunofluorescence - Anti-CD3 zeta antibody [EP286Y] (ab40804)

Immunocytochemistry analysis of Daudi (Human Burkitt's lymphoma lymphoblast) cells labeling CD3 zeta with Purified ab40804 at 1/50 dilution (4.5 µg/mL). Cells were fixed in 100% Methanol and permeabilized with 0.1% tritonX-100. Cells were counterstained with Ab195889 Anti-alpha Tubulin antibody [DM1A] - Microtubule Marker (Alexa Fluor® 594) 1/200 (2.5 µg/mL). Goat anti rabbit IgG (Alexa Fluor® 488, **ab150077**) was used as the secondary antibody at 1/1000 (2 µg/mL) dilution. DAPI (blue) was used as nuclear counterstain. PBS instead of the primary antibody was used as the secondary antibody only control.

Why choose a recombinant antibody?



Anti-CD3 zeta antibody [EP286Y] (ab40804)

Our Abpromise to you: Quality guaranteed and expert technical support

- Replacement or refund for products not performing as stated on the datasheet
- Valid for 12 months from date of delivery
- Response to your inquiry within 24 hours

- We provide support in Chinese, English, French, German, Japanese and Spanish
- Extensive multi-media technical resources to help you
- We investigate all quality concerns to ensure our products perform to the highest standards

If the product does not perform as described on this datasheet, we will offer a refund or replacement. For full details of the Abpromise, please visit <https://www.abcam.cn/abpromise> or contact our technical team.

Terms and conditions

- Guarantee only valid for products bought direct from Abcam or one of our authorized distributors