


Anti-CD10 antibody [56C6] ab951

★★★★★ [5 Abreviews](#) [36 References](#) [2 图像](#)

概述

产品名称	Anti-CD10抗体[56C6]
描述	小鼠单克隆抗体[56C6] to CD10
宿主	Mouse
经测试应用	适用于: IHC-P
种属反应性	与反应: Human 预测可用于: Mouse 
免疫原	Recombinant fragment corresponding to CD10. Prokaryotic recombinant fusion protein corresponding to the external of the CD10 glycoprotein
阳性对照	IHC-P: MDA-MB-231 human breast cancer cells grown in mouse. Renal cell carcinoma tissue.
常规说明	<p>We have mixed customer feedback about the mouse specificity, which is why we no longer guarantee this species. Contact scientific support team for any inquiry.</p> <p>This antibody works well when used in combination with ab972 - Antigen retrieval solution, heat mediated high pH 9.5.</p> <p>The Life Science industry has been in the grips of a reproducibility crisis for a number of years. Abcam is leading the way in addressing this with our range of recombinant monoclonal antibodies and knockout edited cell lines for gold-standard validation. Please check that this product meets your needs before purchasing.</p> <p>If you have any questions, special requirements or concerns, please send us an inquiry and/or contact our Support team ahead of purchase. Recommended alternatives for this product can be found below, along with publications, customer reviews and Q&As</p>

性能

形式	Liquid
存放说明	Shipped at 4°C. Store at +4°C short term (1-2 weeks). Store at -20°C or -80°C. Avoid freeze / thaw cycle.
存储溶液	Preservative: 0.1% Sodium azide Constituents: PBS, Carrier protein
纯度	Renoir Red Diluent Tissue culture supernatant

克隆	单克隆
克隆编号	56C6
同种型	IgG1

应用

The Abpromise guarantee **Abpromise™**承诺保证使用ab951于以下的经测试应用

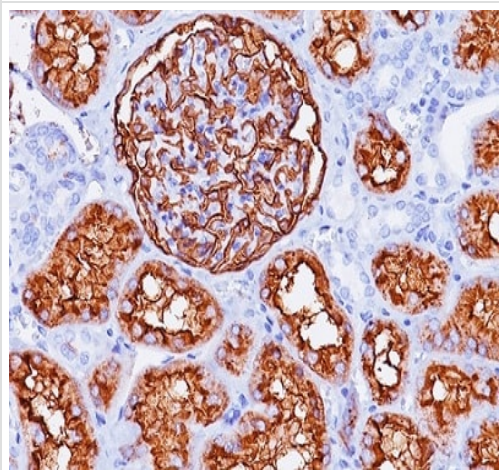
“应用说明”部分 下显示的仅为推荐的起始稀释度;实际最佳的稀释度/浓度应由使用者检定。

应用	Ab评论	说明
IHC-P	★★★★★ (3)	1/25 - 1/50. Perform heat mediated antigen retrieval before commencing with IHC staining protocol. For an ABC system, incubate for 30-60 minutes at RT. With high pH retrieval solutions, some tissues may require an avidin-biotin block. Overstaining with hematoxylin can mask staining, thus reducing overall contrast and making interpretation difficult. It is therefore recommended that a light hematoxylin stain be applied. Recently, CD10 has

靶标

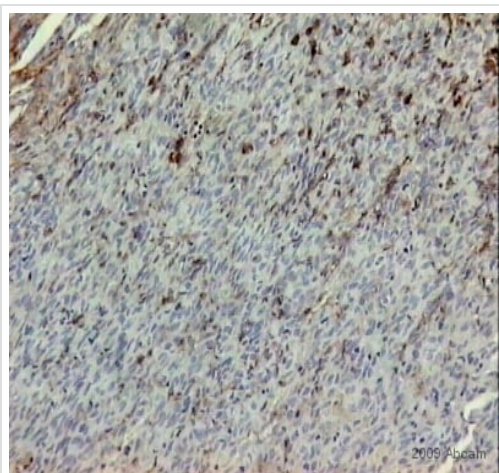
功能	Thermolysin-like specificity, but is almost confined on acting on polypeptides of up to 30 amino acids. Biologically important in the destruction of opioid peptides such as Met- and Leu-enkephalins by cleavage of a Gly-Phe bond. Able to cleave angiotensin-1, angiotensin-2 and angiotensin 1-9. Involved in the degradation of atrial natriuretic factor (ANF). Displays UV-inducible elastase activity toward skin preelastic and elastic fibers.
序列相似性	Belongs to the peptidase M13 family.
细胞定位	Cell membrane.

图片



Immunohistochemistry (Formalin/PFA-fixed paraffin-embedded sections) - Anti-CD10 antibody [56C6] (ab951)

Paraffin embedded human renal cell carcinoma tissue stained for CD10 with ab951 (1/25 dilution) in immunohistochemical analysis.



Immunohistochemistry (Formalin/PFA-fixed paraffin-embedded sections) - Anti-CD10 antibody [56C6] (ab951)

This image is courtesy of an anonymous Abreview.

ab951 at 1/20 dilution staining CD10 in MDA-MB-231 human breast cancer cells grown in mouse by immunohistochemistry (formalin/PFA-fixed paraffin-embedded sections). Sections were paraformaldehyde fixed prior to blocking in 10% casein for 30 minutes at 22°C and then incubated with ab951 for 17 hours at 4°C. A rabbit polyclonal to mouse Ig, diluted 1/200 was used as the secondary antibody.

Please note: All products are "FOR RESEARCH USE ONLY. NOT FOR USE IN DIAGNOSTIC PROCEDURES"

Our Abpromise to you: Quality guaranteed and expert technical support

- Replacement or refund for products not performing as stated on the datasheet
- Valid for 12 months from date of delivery
- Response to your inquiry within 24 hours
- We provide support in Chinese, English, French, German, Japanese and Spanish
- Extensive multi-media technical resources to help you
- We investigate all quality concerns to ensure our products perform to the highest standards

If the product does not perform as described on this datasheet, we will offer a refund or replacement. For full details of the Abpromise,

please visit <https://www.abcam.cn/abpromise> or contact our technical team.

Terms and conditions

- Guarantee only valid for products bought direct from Abcam or one of our authorized distributors