


Anti-Calponin 1 antibody [SP193] - C-terminal ab227667

重组 RabMAb

5 图像

概述

产品名称	Anti-Calponin 1 抗体[SP193] - C-terminal
描述	兔单克隆抗体[SP193] to Calponin 1 - C-terminal
宿主	Rabbit
经测试应用	适用于: IHC-P
种属反应性	与反应: Mouse, Rat, Human 预测可用于: Cow, Pig 
免疫原	Synthetic peptide. This information is proprietary to Abcam and/or its suppliers.
阳性对照	IHC-P: Human colon, Mouse colon, and Rat stomach tissue.
常规说明	This product is FOR RESEARCH USE ONLY. For commercial use, please contact partnerships@abcam.com.

性能

形式	Liquid
存放说明	Shipped at 4°C. Store at +4°C short term (1-2 weeks). Upon delivery aliquot. Store at -20°C long term. Avoid freeze / thaw cycle.
存储溶液	pH: 7.60 Preservative: 0.1% Sodium azide Constituents: PBS, 1% BSA
纯度	Protein A/G purified
纯化说明	Purified from TCS by protein A/G.
克隆	单克隆
克隆编号	SP193
同种型	IgG

应用

The Abpromise guarantee

Abpromise™ 承诺保证使用 ab227667 于以下的经测试应用

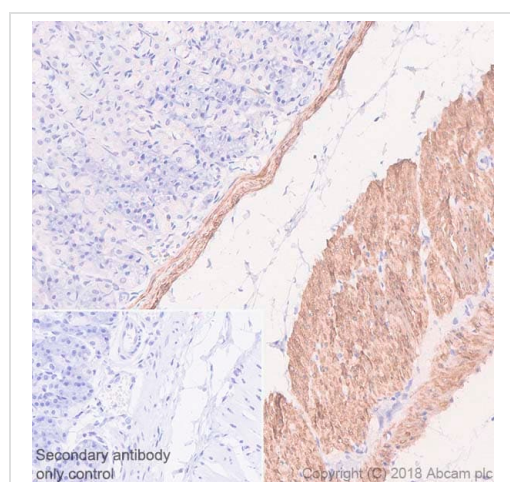
“应用说明”部分 下显示的仅为推荐的起始稀释度;实际最佳的稀释度/浓度应由使用者检定。

应用	Ab评论	说明
IHC-P		1/100. Antigen retrieval: Boil tissue section in EDTA buffer, pH 8.0 for 10 minutes followed by cooling at room temperature for 20 minutes.

靶标

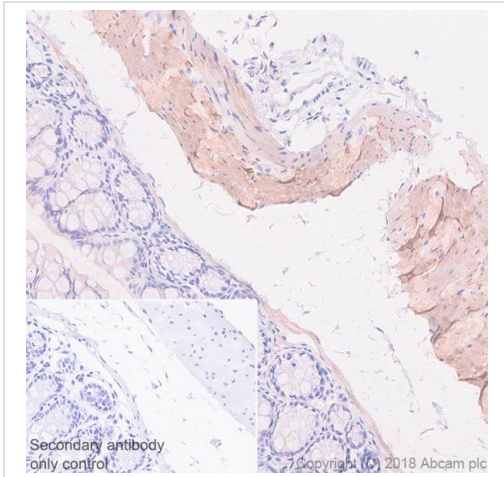
功能	Thin filament-associated protein that is implicated in the regulation and modulation of smooth muscle contraction. It is capable of binding to actin, calmodulin, troponin C and tropomyosin. The interaction of calponin with actin inhibits the actomyosin Mg-ATPase activity.
组织特异性	Smooth muscle, and tissues containing significant amounts of smooth muscle.
序列相似性	Belongs to the calponin family. Contains 3 calponin-like repeats. Contains 1 CH (calponin-homology) domain.

图片



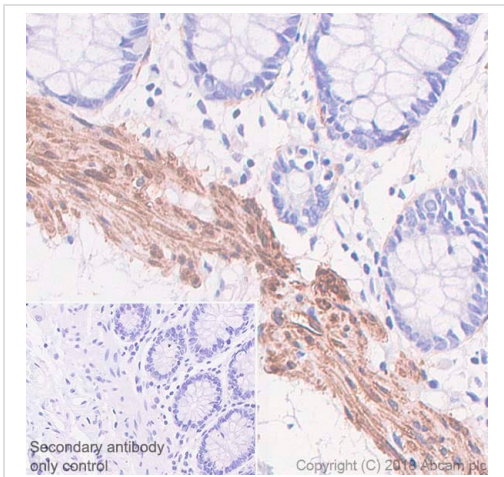
Immunohistochemistry (Formalin/PFA-fixed paraffin-embedded sections) analysis of Rat stomach tissue sections labeling Calponin 1 with ab227667 at 1/100 dilution (1.26 µg/ml). Heat mediated antigen retrieval was performed Heat mediated antigen retrieval with Tris-EDTA buffer (pH 9.0, epitope retrieval solution 2) for 20 mins. Rabbit specific IHC polymer detection kit HRP/DAB (**ab209101**) was used as the secondary antibody. Negative control: PBS instead of the primary antibody. Hematoxylin was used as a counterstain.

Immunohistochemistry (Formalin/PFA-fixed paraffin-embedded sections) - Anti-Calponin 1 antibody [SP193] - C-terminal (ab227667)



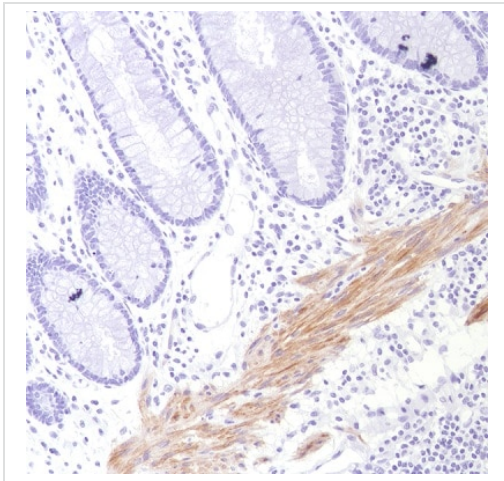
Immunohistochemistry (Formalin/PFA-fixed paraffin-embedded sections) - Anti-Calponin 1 antibody [SP193] - C-terminal (ab227667)

Immunohistochemistry (Formalin/PFA-fixed paraffin-embedded sections) analysis of Mouse colon tissue sections labeling Calponin 1 with ab227667 at 1/100 dilution (1.26 µg/ml). Heat mediated antigen retrieval was performed Heat mediated antigen retrieval with Tris-EDTA buffer (pH 9.0, epitope retrieval solution 2) for 20 mins. Rabbit specific IHC polymer detection kit HRP/DAB (**ab209101**) was used as the secondary antibody. Negative control: PBS instead of the primary antibody. Hematoxylin was used as a counterstain.



Immunohistochemistry (Formalin/PFA-fixed paraffin-embedded sections) - Anti-Calponin 1 antibody [SP193] - C-terminal (ab227667)

Immunohistochemistry (Formalin/PFA-fixed paraffin-embedded sections) analysis of Human colon tissue sections labeling Calponin 1 with ab227667 at 1/100 dilution (1.26 µg/ml). Heat mediated antigen retrieval was performed Heat mediated antigen retrieval with Tris-EDTA buffer (pH 9.0, epitope retrieval solution 2) for 20 mins. Rabbit specific IHC polymer detection kit HRP/DAB (**ab209101**) was used as the secondary antibody. Negative control: PBS instead of the primary antibody. Hematoxylin was used as a counterstain.



Formalin-fixed, paraffin-embedded human colon tissue stained for Calponin 1 with ab227667 at 1/100 dilution in immunohistochemical analysis.

Immunohistochemistry (Formalin/PFA-fixed paraffin-embedded sections) - Anti-Calponin 1 antibody [SP193] - C-terminal (ab227667)

Why choose a recombinant antibody?

 <p>Research with confidence Consistent and reproducible results</p>	 <p>Long-term and scalable supply Recombinant technology</p>
 <p>Success from the first experiment Confirmed specificity</p>	 <p>Ethical standards compliant Animal-free production</p>

Anti-Calponin 1 antibody [SP193] - C-terminal (ab227667)

Please note: All products are "FOR RESEARCH USE ONLY. NOT FOR USE IN DIAGNOSTIC PROCEDURES"

Our Abpromise to you: Quality guaranteed and expert technical support

- Replacement or refund for products not performing as stated on the datasheet
- Valid for 12 months from date of delivery
- Response to your inquiry within 24 hours
- We provide support in Chinese, English, French, German, Japanese and Spanish

- Extensive multi-media technical resources to help you
- We investigate all quality concerns to ensure our products perform to the highest standards

If the product does not perform as described on this datasheet, we will offer a refund or replacement. For full details of the Abpromise, please visit <https://www.abcam.cn/abpromise> or contact our technical team.

Terms and conditions

- Guarantee only valid for products bought direct from Abcam or one of our authorized distributors