

Anti-c-IAP1 and c-IAP2 antibody ab25939

★★★★★ [1 Abreviews](#) [7 References](#) [6 图像](#)

概述

产品名称	Anti-c-IAP1 and c-IAP2抗体
描述	兔多克隆抗体to c-IAP1 and c-IAP2
宿主	Rabbit
经测试应用	适用于: WB, IHC-P
种属反应性	与反应: Rat, Human
免疫原	Synthetic peptide corresponding to 14 C terminal amino acids of Human cIAP1
阳性对照	WB: HEK293, K562, A549. Human thymus, lung, testis, and small intestine lysates. Rat brain lysate. IHC-P: Human lung tissue.
常规说明	<p>The Life Science industry has been in the grips of a reproducibility crisis for a number of years. Abcam is leading the way in addressing this with our range of recombinant monoclonal antibodies and knockout edited cell lines for gold-standard validation. Please check that this product meets your needs before purchasing.</p> <p>If you have any questions, special requirements or concerns, please send us an inquiry and/or contact our Support team ahead of purchase. Recommended alternatives for this product can be found below, along with publications, customer reviews and Q&As</p>

性能

形式	Liquid
存放说明	Shipped at 4°C. Store at +4°C short term (1-2 weeks). Store at -20°C. Avoid freeze / thaw cycle. Stable for 12 months at -20°C.
存储溶液	pH: 7.2 Preservative: 0.02% Sodium azide Constituent: PBS
纯度	Immunogen affinity purified
纯化说明	cIAP Antibody is affinity chromatography purified via peptide column.
克隆	多克隆
同种型	IgG

应用

The Abpromise guarantee

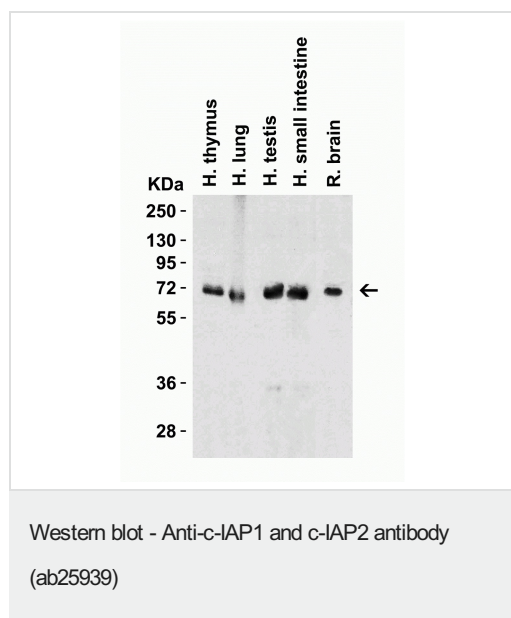
Abpromise™承诺保证使用ab25939于以下的经测试应用

“应用说明”部分下显示的仅为推荐的起始稀释度;实际最佳的稀释度/浓度应由使用者检定。

应用	Ab评论	说明
WB	★★★★★ (1)	Use a concentration of 1 - 2 µg/ml. Detects a band of approximately 70 kDa.
IHC-P		Use a concentration of 10 - 20 µg/ml.

靶标

图片



All lanes : Anti-c-IAP1 and c-IAP2 antibody (ab25939) at 1 µg/ml

Lane 1 : Human Thymus

Lane 2 : Human Lung

Lane 3 : Human Testis

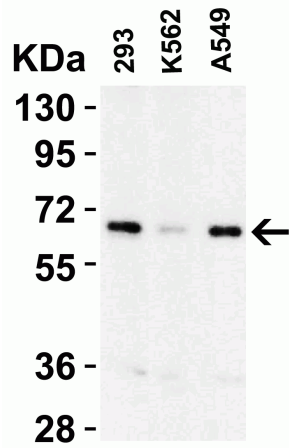
Lane 4 : Human Small Intestine

Lane 5 : Rat Brain

Lysates/proteins at 15 µg per lane.

Secondary

All lanes : Goat anti-rabbit IgG HRP conjugate at 1/10000 dilution



Western blot - Anti-c-IAP1 and c-IAP2 antibody (ab25939)

All lanes : Anti-c-IAP1 and c-IAP2 antibody (ab25939) at 2 µg/ml

Lane 1 : HEK293 cell lysates

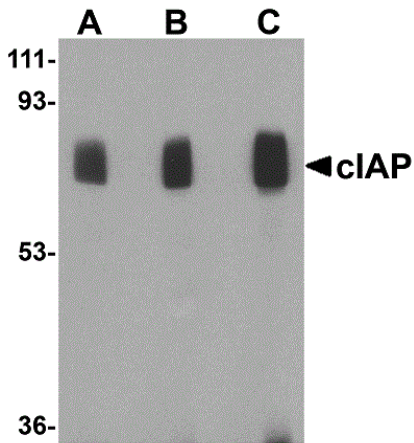
Lane 2 : K562 cell lysates

Lane 3 : A549 cell lysates

Lysates/proteins at 15 µg per lane.

Secondary

All lanes : Goat anti-rabbit IgG HRP conjugate at 1/10000 dilution



Western blot - Anti-c-IAP1 and c-IAP2 antibody (ab25939)

Lane 1 : Anti-c-IAP1 and c-IAP2 antibody (ab25939) at 1 µg/ml

Lane 2 : Anti-c-IAP1 and c-IAP2 antibody (ab25939) at 2 µg/ml

Lane 3 : Anti-c-IAP1 and c-IAP2 antibody (ab25939) at 4 µg/ml

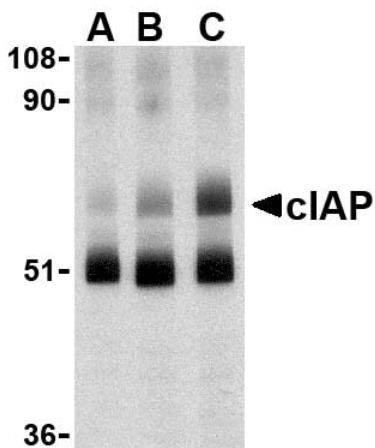
All lanes : Human lung lysate

Lysates/proteins at 15 µg per lane.

Secondary

All lanes : Goat anti-rabbit IgG HRP Conjugate at 1/10000 dilution

Blocking buffer: 5% NFD/MTBST.



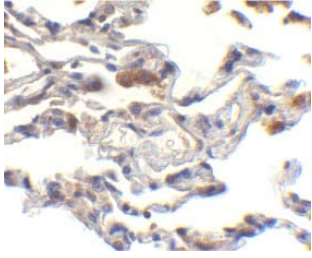
Western blot - Anti-c-IAP1 and c-IAP2 antibody (ab25939)

Lane 1 : Anti-c-IAP1 and c-IAP2 antibody (ab25939) at 1 µg/ml

Lane 2 : Anti-c-IAP1 and c-IAP2 antibody (ab25939) at 2 µg/ml

Lane 3 : Anti-c-IAP1 and c-IAP2 antibody (ab25939) at 4 µg/ml

All lanes : Human lung lysate



Immunohistochemistry (Formalin/PFA-fixed paraffin-embedded sections) - Anti-c-IAP1 and c-IAP2 antibody (ab25939)

Immunohistochemical analysis of paraffin-embedded human lung tissue using ab25939 at 10 µg/ml. Tissue was fixed with formaldehyde and blocked with 10% serum for 1h at RT. Antigen retrieval was by heat mediation with a citrate buffer (pH 6.0). Samples were incubated with ab25939 overnight at 4°C. Goat anti-rabbit IgG H&L (HRP) was used as a secondary at 1/250 dilution. Counter stained with Hematoxylin.

Immunohistochemistry (Formalin/PFA-fixed paraffin-embedded sections) - Anti-c-IAP1 and c-IAP2 antibody (ab25939)

Immunohistochemical analysis of 4% paraformaldehyde-fixed human lung tissue labelling cIAP using ab25939 at 20 µg/ml, followed by Goat anti-rabbit IgG secondary antibody at 1/500 dilution (green).

Please note: All products are "FOR RESEARCH USE ONLY. NOT FOR USE IN DIAGNOSTIC PROCEDURES"

Our Abpromise to you: Quality guaranteed and expert technical support

- Replacement or refund for products not performing as stated on the datasheet
- Valid for 12 months from date of delivery
- Response to your inquiry within 24 hours
- We provide support in Chinese, English, French, German, Japanese and Spanish
- Extensive multi-media technical resources to help you
- We investigate all quality concerns to ensure our products perform to the highest standards

If the product does not perform as described on this datasheet, we will offer a refund or replacement. For full details of the Abpromise, please visit <https://www.abcam.cn/abpromise> or contact our technical team.

Terms and conditions

- Guarantee only valid for products bought direct from Abcam or one of our authorized distributors