





# Anti-BOB1 antibody ab3426

**2 References**   **1 图像**

### 概述

产品名称	Anti-BOB1抗体
描述	山羊多克隆抗体to BOB1
宿主	Goat
经测试应用	适用于: WB
种属反应性	与反应: Mouse 预测可用于: Human 
免疫原	Synthetic peptide: DAYALNHTLSVEGF, corresponding to C terminal amino acids 243-256 of Human BOB1.  <b>Run BLAST with</b>  <b>Run BLAST with</b> 
阳性对照	Mouse spleen lysate.
常规说明	Principal Names – POU2AF1; BOB1; OBF1; OCAB; OBF-1; POU domain, class 2, associating factor 1. Official Gene Symbol - POU2AF1. GenBank Accession Number – NP_006226. LocusLink ID - 5450 (human); 18985 (mouse). Gene Ontology terms - transcription cofactor activity; transcription co-activator activity; transcription activating factor; humoral immune response; transcription from Pol II promoter.  Abcam has not and does not intend to apply for the REACH Authorisation of customers' uses of products that contain European Authorisation list (Annex XIV) substances. It is the responsibility of our customers to check the necessity of application of REACH Authorisation, and any other relevant authorisations, for their intended uses.  The Life Science industry has been in the grips of a reproducibility crisis for a number of years. Abcam is leading the way in addressing this with our range of recombinant monoclonal antibodies and knockout edited cell lines for gold-standard validation. Please check that this product meets your needs before purchasing.  If you have any questions, special requirements or concerns, please send us an inquiry and/or contact our Support team ahead of purchase. Recommended alternatives for this product can be found below, along with publications, customer reviews and Q&As

### 性能

形式	Liquid
存放说明	Shipped at 4°C. Upon delivery aliquot and store at -20°C or -80°C. Avoid repeated freeze / thaw

	cycles.
存储溶液	pH: 7.30 Constituents: 3% Sodium deoxycholate, 3% Triton-X-100, 0.3% Tris HCl, 15% Sodium chloride
纯化说明	Purified from goat serum by ammonium sulphate precipitation followed by antigen affinity chromatography using the immunizing peptide.
克隆	多克隆
同种型	IgG

## 应用

**The Abpromise guarantee**      **Abpromise™** 承诺保证使用 ab3426 于以下的经测试应用

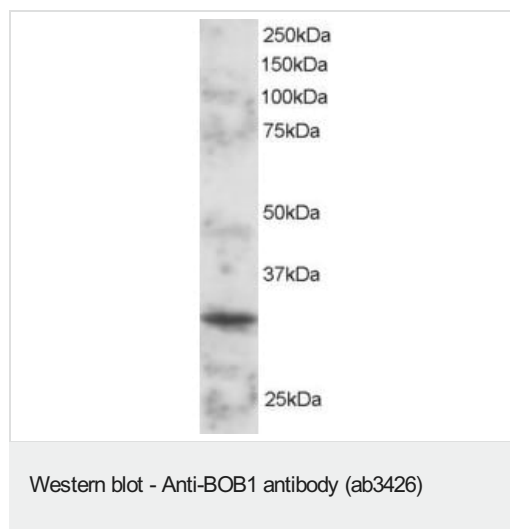
“应用说明”部分 下显示的仅为推荐的起始稀释度; 实际最佳的稀释度/浓度应由使用者检定。

应用	Ab 评论	说明
WB		Use a concentration of 1 - 3 µg/ml. Detects a band of approximately 30 kDa (predicted molecular weight: 28 kDa). A 1 hour primary incubation is recommended for this product. Detects a band of approximately 30 kDa in Mouse Spleen lysate.

## 靶标

功能	Transcriptional coactivator that specifically associates with either OCT1 or OCT2. It boosts the OCT1 mediated promoter activity and to a lesser extent, that of OCT2. It has no intrinsic DNA-binding activity. It recognizes the POU domains of OCT1 and OCT2. It is essential for the response of B-cells to antigens and required for the formation of germinal centers.
组织特异性	B-cell specific.
疾病相关	Note=A chromosomal aberration involving POU2AF1/OBF1 may be a cause of a form of B-cell leukemia. Translocation t(3;11)(q27;q23) with BCL6.
序列相似性	Belongs to the POU2AF1 family.
翻译后修饰	Ubiquitinated; mediated by SIAH1 or SIAH2 and leading to its subsequent proteasomal degradation.
细胞定位	Nucleus.

## 图片



ab3426 at a 1µg/ml concentration staining Bob 1 in mouse spleen lysate (RIPA buffer, 30 µg total protein per lane, 1 hour incubation) by Western blot (ECL). ab3426 at a 1µg/ml concentration staining Bob 1 in mouse spleen lysate (RIPA buffer, 30 µg total protein per lane, 1 hour incubation) by Western blot (ECL).

**Please note:** All products are "FOR RESEARCH USE ONLY. NOT FOR USE IN DIAGNOSTIC PROCEDURES"

### Our Abpromise to you: Quality guaranteed and expert technical support

---

- Replacement or refund for products not performing as stated on the datasheet
- Valid for 12 months from date of delivery
- Response to your inquiry within 24 hours
- We provide support in Chinese, English, French, German, Japanese and Spanish
- Extensive multi-media technical resources to help you
- We investigate all quality concerns to ensure our products perform to the highest standards

If the product does not perform as described on this datasheet, we will offer a refund or replacement. For full details of the Abpromise, please visit <https://www.abcam.cn/abpromise> or contact our technical team.

### Terms and conditions

---

- Guarantee only valid for products bought direct from Abcam or one of our authorized distributors