


### Anti-BNIP3L/NIX antibody [EPR4033] ab109414

**重组** RabMAb

★★★★★ **1 Abreviews** **11 References** **3 图像**

#### 概述

产品名称	Anti-BNIP3L/NIX抗体[EPR4033]
描述	兔单克隆抗体[EPR4033] to BNIP3L/NIX
宿主	Rabbit
经测试应用	<b>适用于:</b> WB, IHC-P <b>不适用于:</b> Flow Cyt, ICC/IF or IP
种属反应性	<b>与反应:</b> Human <b>预测可用于:</b> Mouse, Rat 
免疫原	Synthetic peptide. This information is proprietary to Abcam and/or its suppliers.
阳性对照	Raji and K562 cell lysates; Human breast carcinoma tissue
常规说明	<p>This product is a recombinant monoclonal antibody, which offers several advantages including:</p> <ul style="list-style-type: none"> <li>- High batch-to-batch consistency and reproducibility</li> <li>- Improved sensitivity and specificity</li> <li>- Long-term security of supply</li> <li>- Animal-free production</li> </ul> <p>For more information <a href="#">see here</a>.</p> <p>Our RabMAb<sup>®</sup> technology is a patented hybridoma-based technology for making rabbit monoclonal antibodies. For details on our patents, please refer to <a href="#">RabMAb<sup>®</sup> patents</a>.</p>

#### 性能

形式	Liquid
存放说明	Shipped at 4°C. Store at -20°C. Stable for 12 months at -20°C.
存储溶液	pH: 7.20 Preservative: 0.01% Sodium azide Constituents: 9% PBS, 40% Glycerol (glycerin, glycerine), 0.05% BSA, 50% Tissue culture supernatant
纯度	Protein A purified
克隆	单克隆
克隆编号	EPR4033

同种型IgG

应用

The Abpromise guarantee **Abpromise™**承诺保证使用ab109414于以下的经测试应用  
“应用说明”部分 下显示的仅为推荐的起始稀释度;实际最佳的稀释度/浓度应由使用者检定。

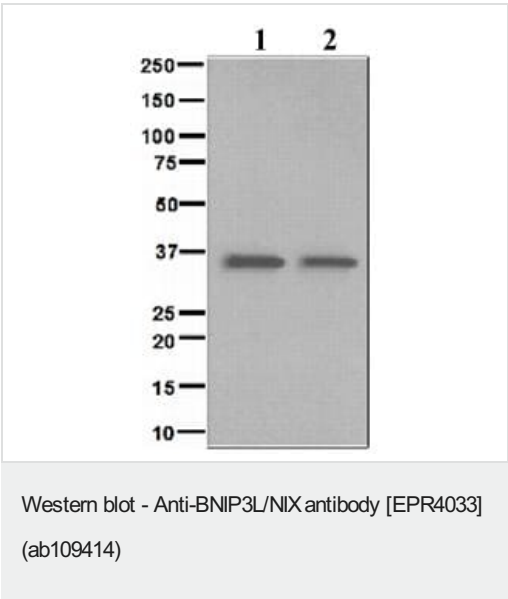
应用	Ab评论	说明
WB	★★★★★ (1)	1/1000 - 1/10000. Detects a band of approximately 35 kDa (predicted molecular weight: 24 kDa).
IHC-P		1/100 - 1/250. Perform heat mediated antigen retrieval with citrate buffer pH 6 before commencing with IHC staining protocol. antigen retrieval is recommended.

应用说明Is unsuitable for Flow Cyt, ICC/IF or IP.

靶标

功能	Induces apoptosis. Interacts with viral and cellular anti-apoptosis proteins. Can overcome the suppressors BCL-2 and BCL-XL, although high levels of BCL-XL expression will inhibit apoptosis. May function as a tumor suppressor. Inhibits apoptosis induced by BNIP3.
序列相似性	Belongs to the NIP3 family.
翻译后修饰	Undergoes progressive proteolysis to an 11 kDa C-terminal fragment, which is blocked by the proteasome inhibitor lactacystin.
细胞定位	Nucleus envelope. Endoplasmic reticulum. Mitochondrion. Membrane.

图片

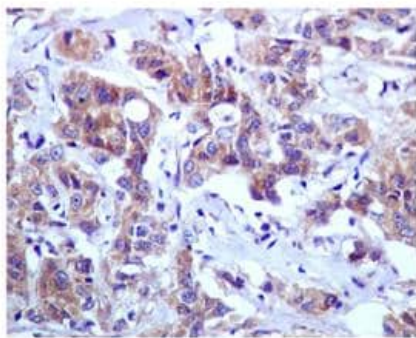


All lanes : Anti-BNIP3L/NIX antibody [EPR4033] (ab109414) at 1/1000 dilution

Lane 1 : Raji cell lysate  
Lane 2 : K562 cell lysate

Lysates/proteins at 10 µg per lane.

Predicted band size: 24 kDa  
Observed band size: 35 kDa



Immunohistochemical analysis of paraffin-embedded human breast carcinoma tissue using 1/100 ab109414

Perform heat mediated antigen retrieval with citrate buffer pH 6 before commencing with IHC staining protocol.

Immunohistochemistry (Formalin/PFA-fixed paraffin-embedded sections) - Anti-BNIP3L/NIX antibody [EPR4033] (ab109414)

Why choose a recombinant antibody?



**Research with confidence**  
Consistent and reproducible results



**Long-term and scalable supply**  
Recombinant technology



**Success from the first experiment**  
Confirmed specificity



**Ethical standards compliant**  
Animal-free production

Anti-BNIP3L/NIX antibody [EPR4033] (ab109414)

**Please note:** All products are "FOR RESEARCH USE ONLY. NOT FOR USE IN DIAGNOSTIC PROCEDURES"

## Our Abpromise to you: Quality guaranteed and expert technical support

- Replacement or refund for products not performing as stated on the datasheet
- Valid for 12 months from date of delivery
- Response to your inquiry within 24 hours
- We provide support in Chinese, English, French, German, Japanese and Spanish
- Extensive multi-media technical resources to help you
- We investigate all quality concerns to ensure our products perform to the highest standards

If the product does not perform as described on this datasheet, we will offer a refund or replacement. For full details of the Abpromise, please visit <https://www.abcam.cn/abpromise> or contact our technical team.

## Terms and conditions

- Guarantee only valid for products bought direct from Abcam or one of our authorized distributors