

Anti-BNIP3L/NIX antibody ab155010

1 [References](#) **4** [图像](#)

概述

产品名称	Anti-BNIP3L/NIX抗体
描述	兔多克隆抗体to BNIP3L/NIX
宿主	Rabbit
经测试应用	适用于: WB, IHC-P, ICC/IF
种属反应性	与反应: Mouse, Human 预测可用于: Rat, Chicken, Cow, Monkey 
免疫原	Synthetic peptide corresponding to Human BNIP3L/NIX aa 95-189. Database link: O60238
阳性对照	HeLa cells; Molt-4 whole cell lysate; Raji cells; mouse liver whole cell lysate; Human Colon cancer
常规说明	<p>The Life Science industry has been in the grips of a reproducibility crisis for a number of years. Abcam is leading the way in addressing this with our range of recombinant monoclonal antibodies and knockout edited cell lines for gold-standard validation. Please check that this product meets your needs before purchasing.</p> <p>If you have any questions, special requirements or concerns, please send us an inquiry and/or contact our Support team ahead of purchase. Recommended alternatives for this product can be found below, along with publications, customer reviews and Q&As</p>

性能

形式	Liquid
存放说明	Shipped at 4°C. Upon delivery aliquot. Store at -20°C or -80°C. Avoid freeze / thaw cycle.
存储溶液	pH: 7.00 Preservative: 0.01% Thimerosal (merthiolate) Constituents: 1.21% Tris, 0.75% Glycine, 10% Glycerol (glycerin, glycerine)
纯度	Immunogen affinity purified
克隆	多克隆
同种型	IgG

应用

The Abpromise guarantee

Abpromise™ 承诺保证使用 ab155010 于以下的经测试应用


“应用说明”部分 下显示的仅为推荐的起始稀释度;实际最佳的稀释度/浓度应由使用者检定。

应用	Ab评论	说明
WB		1/500 - 1/3000. Predicted molecular weight: 24 kDa.
IHC-P		1/100 - 1/1000.
ICC/IF		1/100 - 1/1000.

靶标

功能	Induces apoptosis. Interacts with viral and cellular anti-apoptosis proteins. Can overcome the suppressors BCL-2 and BCL-XL, although high levels of BCL-XL expression will inhibit apoptosis. May function as a tumor suppressor. Inhibits apoptosis induced by BNIP3.
序列相似性	Belongs to the NIP3 family.
翻译后修饰	Undergoes progressive proteolysis to an 11 kDa C-terminal fragment, which is blocked by the proteasome inhibitor lactacystin.
细胞定位	Nucleus envelope. Endoplasmic reticulum. Mitochondrion. Membrane.


图片



Anti-BNIP3L/NIX antibody (ab155010) at 1/1000 dilution + Molt4 whole cell lysate at 30 µg

Predicted band size: 24 kDa

12% SDS PAGE

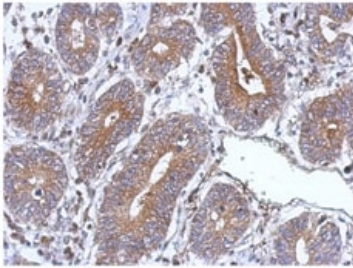


Western blot - Anti-BNIP3L/NIX antibody (ab155010)

Anti-BNIP3L/NIX antibody (ab155010) at 1/500 dilution + mouse liver whole cell lysate at 50 µg

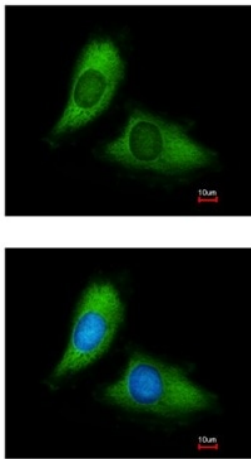
Predicted band size: 24 kDa

12% SDS PAGE



Immunohistochemistry (Formalin/PFA-fixed paraffin-embedded sections) - Anti-BNIP3L/NIX antibody (ab155010)

Immunohistochemical analysis of paraffin-embedded Human colon cancer labeling BNIP3L/NIX with ab155010 antibody at 1/500 dilution.



Immunocytochemistry/ Immunofluorescence - Anti-BNIP3L/NIX antibody (ab155010)

Immunofluorescent analysis of methanol-fixed HeLa cells labeling BNIP3L/NIX with ab155010 antibody at 1/200 dilution. Bottom figure: staining merged with DNA probe (Hoechst 33342).

Please note: All products are "FOR RESEARCH USE ONLY. NOT FOR USE IN DIAGNOSTIC PROCEDURES"

Our Abpromise to you: Quality guaranteed and expert technical support

- Replacement or refund for products not performing as stated on the datasheet

- Valid for 12 months from date of delivery
- Response to your inquiry within 24 hours

- We provide support in Chinese, English, French, German, Japanese and Spanish
- Extensive multi-media technical resources to help you
- We investigate all quality concerns to ensure our products perform to the highest standards

If the product does not perform as described on this datasheet, we will offer a refund or replacement. For full details of the Abpromise, please visit <https://www.abcam.cn/abpromise> or contact our technical team.

Terms and conditions

- Guarantee only valid for products bought direct from Abcam or one of our authorized distributors