


Biotin Anti-Bad antibody [Y208] ab199754

重组 RabMAb

2 图像

概述

产品名称	生物素Anti-Bad抗体[Y208]
描述	生物素兔单克隆抗体[Y208] to Bad
宿主	Rabbit
偶联物	Biotin
经测试应用	适用于: IHC-P
种属反应性	与反应: Human 预测可用于: Mouse, Rat, Dog 
免疫原	Synthetic peptide. This information is proprietary to Abcam and/or its suppliers.
阳性对照	IHC-P: normal human colon tissue.
常规说明	Our RabMAb [®] technology is a patented hybridoma-based technology for making rabbit monoclonal antibodies. For details on our patents, please refer to RabMAb[®] patents .

性能

形式	Liquid
存放说明	Shipped at 4°C. Store at +4°C short term (1-2 weeks). Upon delivery aliquot. Store at -20°C. Avoid freeze / thaw cycle. Store In the Dark.
存储溶液	pH: 7.40 Preservative: 0.02% Sodium azide Constituents: PBS, 30% Glycerol (glycerin, glycerine), 1% BSA
纯度	Protein A purified
克隆	单克隆
克隆编号	Y208
同种型	IgG

应用

The Abpromise guarantee

Abpromise™ 承诺保证使用ab199754于以下的经测试应用

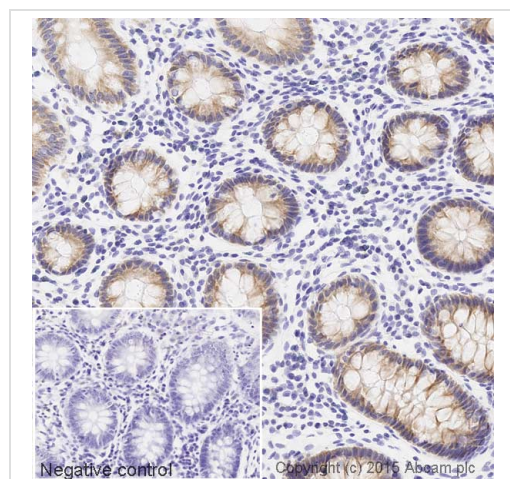
“应用说明”部分 下显示的仅为推荐的起始稀释度;实际最佳的稀释度/浓度应由使用者检定。

应用	Ab评论	说明
IHC-P		1/50. Perform heat mediated antigen retrieval with citrate buffer pH 6 before commencing with IHC staining protocol.

靶标

功能	Promotes cell death. Successfully competes for the binding to Bcl-X(L), Bcl-2 and Bcl-W, thereby affecting the level of heterodimerization of these proteins with BAX. Can reverse the death repressor activity of Bcl-X(L), but not that of Bcl-2 (By similarity). Appears to act as a link between growth factor receptor signaling and the apoptotic pathways.
组织特异性	Expressed in a wide variety of tissues.
序列相似性	Belongs to the Bcl-2 family.
结构域	Intact BH3 motif is required by BIK, BID, BAK, BAD and BAX for their pro-apoptotic activity and for their interaction with anti-apoptotic members of the Bcl-2 family.
翻译后修饰	Phosphorylated on one or more of Ser-75, Ser-99, Ser-118 and Ser-134 in response to survival stimuli, which blocks its pro-apoptotic activity. Phosphorylation on Ser-99 or Ser-75 promotes heterodimerization with 14-3-3 proteins. This interaction then facilitates the phosphorylation at Ser-118, a site within the BH3 motif, leading to the release of Bcl-X(L) and the promotion of cell survival. Ser-99 is the major site of AKT/PKB phosphorylation, Ser-118 the major site of protein kinase A (CAPK) phosphorylation. Ser-75 is phosphorylated by AKT/PKB, protein kinase A and PIM2.
细胞定位	Mitochondrion outer membrane. Cytoplasm. Upon phosphorylation, locates to the cytoplasm.

图片




Immunohistochemistry (Formalin/PFA-fixed paraffin-embedded sections) - Biotin Anti-Bad antibody [Y208] (ab199754)

IHC image of Bad staining in a section of formalin-fixed paraffin-embedded normal human colon*, performed on a Leica Bond system using the standard protocol B. The section was pre-treated using heat mediated antigen retrieval with sodium citrate buffer (pH6, epitope retrieval solution 1) for 20 mins. The section was then incubated with ab199754 at 1/50 dilution for 15 mins at room temperature and detected using an HRP conjugated ABC system. DAB was used as the chromogen. The section was then counterstained with haematoxylin and mounted with DPX. The inset negative control image is taken from an identical assay without primary antibody.

For other IHC staining systems (automated and non-automated) customers should optimize variable parameters such as antigen retrieval conditions, primary antibody concentration and antibody incubation times.

*Tissue obtained from the Human Research Tissue Bank,

Why choose a recombinant antibody?



- Research with confidence**
Consistent and reproducible results
- Long-term and scalable supply**
Recombinant technology
- Success from the first experiment**
Confirmed specificity
- Ethical standards compliant**
Animal-free production

Biotin Anti-Bad antibody [Y208] (ab199754)

Please note: All products are "FOR RESEARCH USE ONLY. NOT FOR USE IN DIAGNOSTIC PROCEDURES"

Our Abpromise to you: Quality guaranteed and expert technical support

- Replacement or refund for products not performing as stated on the datasheet
- Valid for 12 months from date of delivery
- Response to your inquiry within 24 hours
- We provide support in Chinese, English, French, German, Japanese and Spanish
- Extensive multi-media technical resources to help you
- We investigate all quality concerns to ensure our products perform to the highest standards

If the product does not perform as described on this datasheet, we will offer a refund or replacement. For full details of the Abpromise, please visit <https://www.abcam.cn/abpromise> or contact our technical team.

Terms and conditions

- Guarantee only valid for products bought direct from Abcam or one of our authorized distributors