


Anti-Bcl-XL antibody ab98143

★★★★★ [2 Abreviews](#) [5 References](#) [4 图像](#)

概述

产品名称	Anti-Bcl-XL抗体
描述	兔多克隆抗体to Bcl-XL
宿主	Rabbit
经测试应用	适用于: WB, IHC-P
种属反应性	与反应: Mouse, Human 预测可用于: Rat, Rabbit, Cow, Cat, Pig 
免疫原	Recombinant fragment corresponding to Human Bcl-XL aa 1-200. Database link: Q07817-1
常规说明	<p>The Life Science industry has been in the grips of a reproducibility crisis for a number of years. Abcam is leading the way in addressing this with our range of recombinant monoclonal antibodies and knockout edited cell lines for gold-standard validation. Please check that this product meets your needs before purchasing.</p> <p>If you have any questions, special requirements or concerns, please send us an inquiry and/or contact our Support team ahead of purchase. Recommended alternatives for this product can be found below, along with publications, customer reviews and Q&As</p>

性能

形式	Liquid
存放说明	Shipped at 4°C. Upon delivery aliquot and store at -20°C or -80°C. Avoid repeated freeze / thaw cycles.
存储溶液	pH: 7.00 Preservative: 0.01% Thimerosal (merthiolate) Constituents: 1.21% Tris, 0.75% Glycine, 10% Glycerol (glycerin, glycerine)
纯度	Immunogen affinity purified
克隆	多克隆
同种型	IgG

应用

The Abpromise guarantee

Abpromise™承诺保证使用ab98143于以下的经测试应用

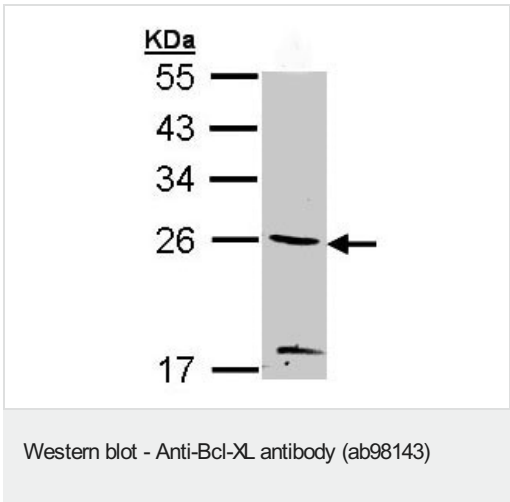
“应用说明”部分 下显示的仅为推荐的起始稀释度;实际最佳的稀释度/浓度应由使用者检定。

应用	Ab评论	说明
WB	★★★★★ (1)	1/500 - 1/3000. Predicted molecular weight: 26 kDa.
IHC-P	★★★★★ (1)	1/100 - 1/500.

靶标

功能	Potent inhibitor of cell death. Inhibits activation of caspases (By similarity). Appears to regulate cell death by blocking the voltage-dependent anion channel (VDAC) by binding to it and preventing the release of the caspase activator, CYC1, from the mitochondrial membrane. Isoform Bcl-X(S) promotes apoptosis.
组织特异性	Bcl-X(S) is expressed at high levels in cells that undergo a high rate of turnover, such as developing lymphocytes. In contrast, Bcl-X(L) is found in tissues containing long-lived postmitotic cells, such as adult brain.
序列相似性	Belongs to the Bcl-2 family.
结构域	The BH4 motif is required for anti-apoptotic activity. The BH1 and BH2 motifs are required for both heterodimerization with other Bcl-2 family members and for repression of cell death.
翻译后修饰	Proteolytically cleaved by caspases during apoptosis. The cleaved protein, lacking the BH4 motif, has pro-apoptotic activity.
细胞定位	Mitochondrion membrane. Nucleus membrane. Mitochondrial membranes and perinuclear envelope.

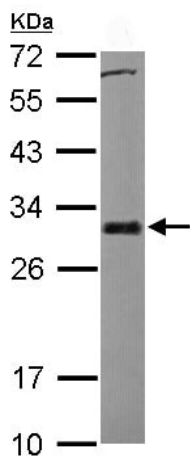
图片



Anti-Bcl-XL antibody (ab98143) at 1/1000 dilution + 293T whole cell lysate at 30 µg

Predicted band size: 26 kDa

12% SDS PAGE

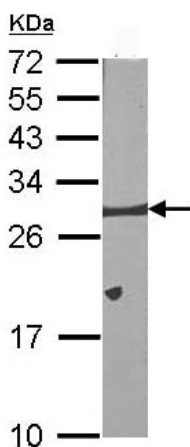


Western blot - Anti-Bcl-XL antibody (ab98143)

Anti-Bcl-XL antibody (ab98143) at 1/1000 dilution + HCT116 whole cell lysate at 30 µg

Predicted band size: 26 kDa

12% SDS PAGE

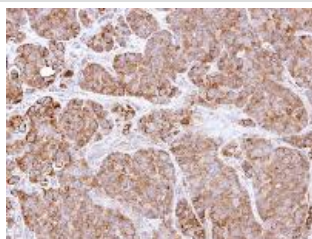


Western blot - Anti-Bcl-XL antibody (ab98143)

Anti-Bcl-XL antibody (ab98143) at 1/1000 dilution + NIH 3T3 whole cell lysate at 30 µg

Predicted band size: 26 kDa

12% SDS PAGE



Immunohistochemistry (Formalin/PFA-fixed paraffin-embedded sections) - Anti-Bcl-XL antibody (ab98143)

Immunohistochemical analysis of Bcl x in paraffin embedded SW480 xenograft, using ab98143 at a 1/500 dilution.

Our Abpromise to you: Quality guaranteed and expert technical support

- Replacement or refund for products not performing as stated on the datasheet
- Valid for 12 months from date of delivery
- Response to your inquiry within 24 hours

- We provide support in Chinese, English, French, German, Japanese and Spanish
- Extensive multi-media technical resources to help you
- We investigate all quality concerns to ensure our products perform to the highest standards

If the product does not perform as described on this datasheet, we will offer a refund or replacement. For full details of the Abpromise, please visit <https://www.abcam.cn/abpromise> or contact our technical team.

Terms and conditions

- Guarantee only valid for products bought direct from Abcam or one of our authorized distributors