


### Anti-Arp2 antibody [EPR7979] ab129018

**重组 RabMAb**

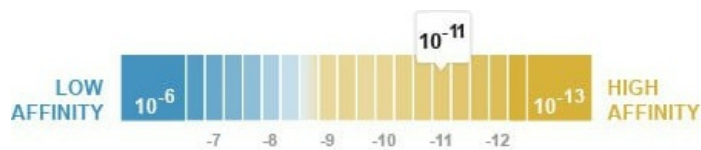
**2 References** [4 图像](#)

#### 概述

<b>产品名称</b>	Anti-Arp2抗体[EPR7979]
<b>描述</b>	兔单克隆抗体[EPR7979] to Arp2
<b>宿主</b>	Rabbit
<b>经测试应用</b>	<b>适用于:</b> Flow Cyt (Intra), WB <b>不适用于:</b> ICC/IF, IHC-P or IP
<b>种属反应性</b>	<b>与反应:</b> Human <b>预测可用于:</b> Mouse, Rat 
<b>免疫原</b>	Synthetic peptide within Human Arp2 aa 1-100. The exact sequence is proprietary.
<b>阳性对照</b>	Jurkat, HUVEC, MCF-7, HeLa lysates. MCF-7 cells.
<b>常规说明</b>	This product is a recombinant monoclonal antibody, which offers several advantages including: <ul style="list-style-type: none"> <li>- High batch-to-batch consistency and reproducibility</li> <li>- Improved sensitivity and specificity</li> <li>- Long-term security of supply</li> <li>- Animal-free production</li> </ul> For more information <a href="#">see here</a> . Our RabMAb <sup>®</sup> technology is a patented hybridoma-based technology for making rabbit monoclonal antibodies. For details on our patents, please refer to <a href="#">RabMAb<sup>®</sup> patents</a> .

#### 性能

<b>形式</b>	Liquid
<b>存放说明</b>	Shipped at 4°C. Store at -20°C. Stable for 12 months at -20°C.
<b>解离常数 (K<sub>D</sub>)</b>	K <sub>D</sub> = 1.75 x 10 <sup>-11</sup> M



[Learn more about K<sub>D</sub>](#)

**存储溶液** pH: 7.20

Preservative: 0.01% Sodium azide  
Constituents: 9% PBS, 40% Glycerol (glycerin, glycerine), 0.05% BSA, 50% Tissue culture supernatant

**纯度** Tissue culture supernatant  
**克隆** 单克隆  
**克隆编号** EPR7979  
**同种型** IgG

## 应用

**The Abpromise guarantee** **Abpromise™** 承诺保证使用ab129018于以下的经测试应用

“应用说明”部分 下显示的仅为推荐的起始稀释度;实际最佳的稀释度/浓度应由使用者检定。

应用	Ab评论	说明
<b>Flow Cyt (Intra)</b>		1/10 - 1/100. <b>ab172730</b> - Rabbit monoclonal IgG, is suitable for use as an isotype control with this antibody.
<b>WB</b>		1/1000 - 1/10000. Detects a band of approximately 37 kDa (predicted molecular weight: 45 kDa).

**应用说明** Is unsuitable for ICC/IF, IHC-P or IP.

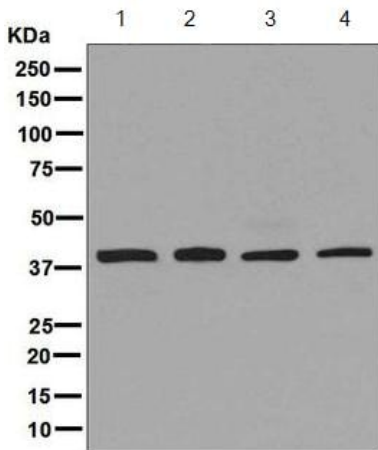
## 靶标

**功能** Functions as ATP-binding component of the Arp2/3 complex which is involved in regulation of actin polymerization and together with an activating nucleation-promoting factor (NPF) mediates the formation of branched actin networks. Seems to contact the pointed end of the daughter actin filament.

**序列相似性** Belongs to the actin family. ARP2 subfamily.

**细胞定位** Cytoplasm > cytoskeleton. Cell projection.

## 图片



Western blot - Anti-Arp2 antibody [EPR7979] (ab129018)

**All lanes** : Anti-Arp2 antibody [EPR7979] (ab129018) at 1/1000 dilution

**Lane 1** : Jurkat cell lysate

**Lane 2** : HUVEC cell lysate

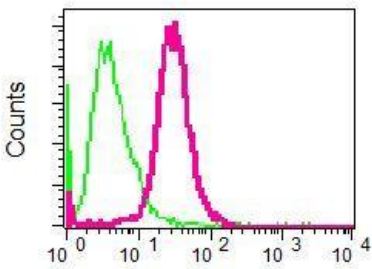
**Lane 3** : MCF-7 cell lysate

**Lane 4** : HeLa cell lysate

Lysates/proteins at 10 µg per lane.

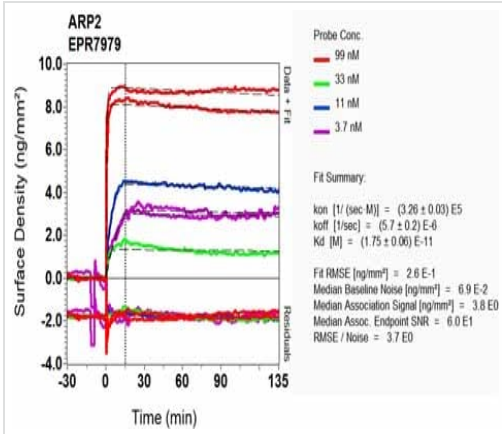
**Predicted band size:** 45 kDa

**Observed band size:** 37 kDa



Flow Cytometry (Intracellular) - Anti-Arp2 antibody [EPR7979] (ab129018)

Intracellular flow cytometric analysis of permeabilized MCF-7 cells using ab129018 at 1/10 (red) or a rabbit IgG (negative) (green)



Equilibrium dissociation constant ( $K_D$ )

Learn more about  $K_D$

[Click here to learn more about  \$K\_D\$](#)

SPR Scanning - Anti-Arp2 antibody [EPR7979]  
(ab129018)

### Why choose a recombinant antibody?

**Research with confidence**  
Consistent and reproducible results

**Long-term and scalable supply**  
Recombinant technology

**Success from the first experiment**  
Confirmed specificity

**Ethical standards compliant**  
Animal-free production

Anti-Arp2 antibody [EPR7979] (ab129018)

**Please note:** All products are "FOR RESEARCH USE ONLY. NOT FOR USE IN DIAGNOSTIC PROCEDURES"

### Our Abpromise to you: Quality guaranteed and expert technical support

- Replacement or refund for products not performing as stated on the datasheet
- Valid for 12 months from date of delivery
- Response to your inquiry within 24 hours

- We provide support in Chinese, English, French, German, Japanese and Spanish
- Extensive multi-media technical resources to help you
- We investigate all quality concerns to ensure our products perform to the highest standards

If the product does not perform as described on this datasheet, we will offer a refund or replacement. For full details of the Abpromise, please visit <https://www.abcam.cn/abpromise> or contact our technical team.

### **Terms and conditions**

---

- Guarantee only valid for products bought direct from Abcam or one of our authorized distributors