




Anti-APOA4/Apo-AIV antibody [CL0468] ab211867

★★★★★ [1 Abreviews](#) [7 图像](#)

概述

产品名称	Anti-APOA4/Apo-AIV抗体[CL0468]
描述	小鼠单克隆抗体[CL0468] to APOA4/Apo-AIV
宿主	Mouse
经测试应用	适用于: IHC-P, WB
种属反应性	与反应: Human 预测可用于: Cynomolgus monkey 
免疫原	Recombinant fragment corresponding to Human APOA4/Apo-AIV aa 200 to the C-terminus. Database link: P06727  Run BLAST with  Run BLAST with
表位	Binds to an epitope located within the peptide sequence GHLSFLEKDL as determined by overlapping synthetic peptides.
阳性对照	IHC-P: Human duodenum, kidney, rectum, liver and fallopian tube tissues; WB: Human plasma cell lysates
常规说明	<p>The Life Science industry has been in the grips of a reproducibility crisis for a number of years. Abcam is leading the way in addressing this with our range of recombinant monoclonal antibodies and knockout edited cell lines for gold-standard validation. Please check that this product meets your needs before purchasing.</p> <p>If you have any questions, special requirements or concerns, please send us an inquiry and/or contact our Support team ahead of purchase. Recommended alternatives for this product can be found below, along with publications, customer reviews and Q&As</p>

性能

形式	Liquid
存放说明	Shipped at 4°C. Store at +4°C short term (1-2 weeks). Upon delivery aliquot. Store at -20°C long term. Avoid freeze / thaw cycle.
存储溶液	pH: 7.20 Preservative: 0.02% Sodium azide Constituents: 59% PBS, 40% Glycerol (glycerin, glycerine)
纯度	Protein A purified
克隆	单克隆

克隆编号 CL0468

同种型 IgG1

应用

The Abpromise guarantee **Abpromise™** 承诺保证使用 ab211867 于以下的经测试应用

“应用说明”部分 下显示的仅为推荐的起始稀释度;实际最佳的稀释度/浓度应由使用者检定。

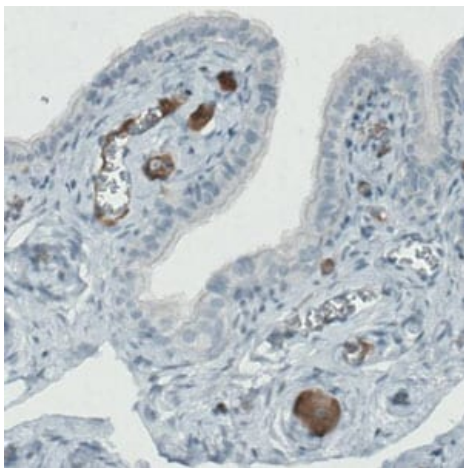
应用	Ab评论	说明
IHC-P		1/200 - 1/500. Perform heat mediated antigen retrieval with citrate buffer pH 6 before commencing with IHC staining protocol.
WB	★★★★★ (1)	1/500 - 1/1000. Predicted molecular weight: 45 kDa.

靶标

相关性 APOA4 (apolipoprotein A-IV) is a component of HDL and chylomicrons. Its primary site of synthesis is the intestine, in association with lymph chylomicron particles. Although its precise function is not known, APOA4 is a potent activator of lecithin-cholesterol acyltransferase (LCAT) in vitro. In rodents, Apo A-IV inhibits gastric emptying and serves as a satiety factor whose synthesis and secretion are increased by the ingestion of dietary fat. It also possesses anti-inflammatory and antiatherogenic properties

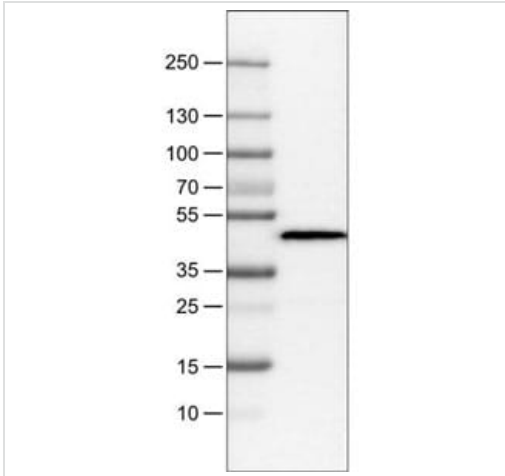
细胞定位 Secreted

图片



Immunohistochemical analysis of paraffin-embedded Human fallopian tube tissue labeling APOA4/Apo-AIV with ab211867 at 1/200 dilution.

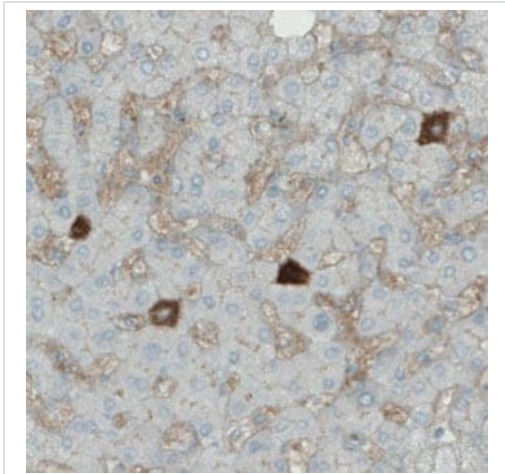
Immunohistochemistry (Formalin/PFA-fixed paraffin-embedded sections) - Anti-APOA4/Apo-AIV antibody [CL0468] (ab211867)



Western blot - Anti-APOA4/Apo-AIV antibody [CL0468] (ab211867)

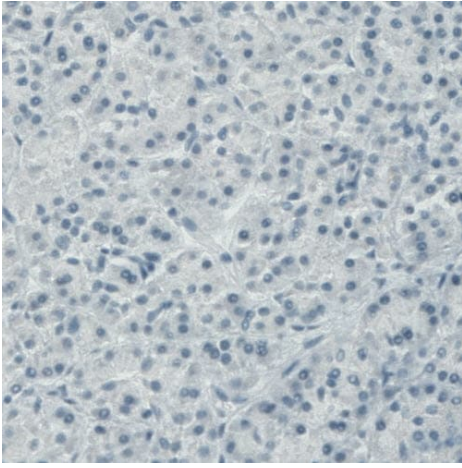
Anti-APOA4/Apo-AIV antibody [CL0468] (ab211867) at 1/500 dilution + Human plasma

Predicted band size: 45 kDa



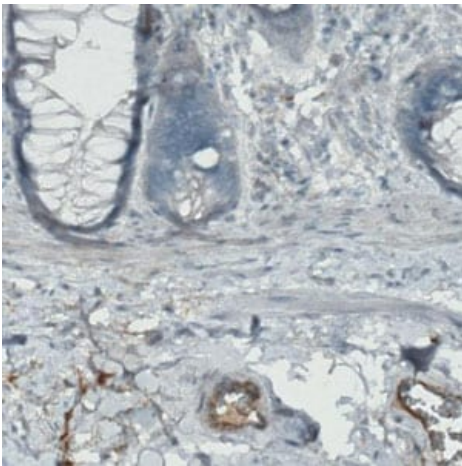
Immunohistochemistry (Formalin/PFA-fixed paraffin-embedded sections) - Anti-APOA4/Apo-AIV antibody [CL0468] (ab211867)

Immunohistochemical analysis of paraffin-embedded Human liver tissue labeling APOA4/Apo-AIV with ab211867 at 1/200 dilution.



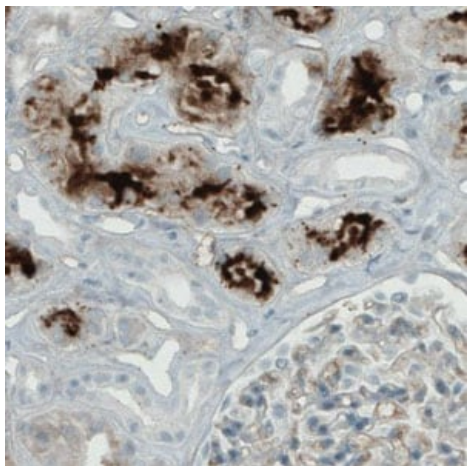
Negative control: Immunohistochemical analysis of paraffin-embedded Human pancreas tissue labeling APOA4/Apo-AIV with ab211867 at 1/200 dilution.

Immunohistochemistry (Formalin/PFA-fixed paraffin-embedded sections) - Anti-APOA4/Apo-AIV antibody [CL0468] (ab211867)



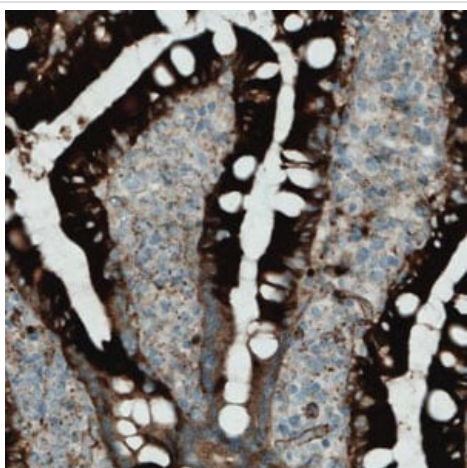
Immunohistochemical analysis of paraffin-embedded Human rectum tissue labeling APOA4/Apo-AIV with ab211867 at 1/200 dilution.

Immunohistochemistry (Formalin/PFA-fixed paraffin-embedded sections) - Anti-APOA4/Apo-AIV antibody [CL0468] (ab211867)



Immunohistochemical analysis of paraffin-embedded Human kidney tissue labeling APOA4/Apo-AIV with ab211867 at 1/200 dilution.

Immunohistochemistry (Formalin/PFA-fixed paraffin-embedded sections) - Anti-APOA4/Apo-AIV antibody [CL0468] (ab211867)



Immunohistochemical analysis of paraffin-embedded Human duodenum tissue labeling APOA4/Apo-AIV with ab211867 at 1/200 dilution.

Immunohistochemistry (Formalin/PFA-fixed paraffin-embedded sections) - Anti-APOA4/Apo-AIV antibody [CL0468] (ab211867)

Please note: All products are "FOR RESEARCH USE ONLY. NOT FOR USE IN DIAGNOSTIC PROCEDURES"

Our Abpromise to you: Quality guaranteed and expert technical support

- Replacement or refund for products not performing as stated on the datasheet
- Valid for 12 months from date of delivery
- Response to your inquiry within 24 hours
- We provide support in Chinese, English, French, German, Japanese and Spanish
- Extensive multi-media technical resources to help you
- We investigate all quality concerns to ensure our products perform to the highest standards

If the product does not perform as described on this datasheet, we will offer a refund or replacement. For full details of the Abpromise,

please visit <https://www.abcam.cn/abpromise> or contact our technical team.

Terms and conditions

- Guarantee only valid for products bought direct from Abcam or one of our authorized distributors