


Anti-alpha Actinin 4 antibody ab96686

[2 References](#) [3 图像](#)

概述

产品名称	Anti-alpha Actinin 4抗体
描述	兔多克隆抗体to alpha Actinin 4
宿主	Rabbit
经测试应用	适用于: WB, IHC-P, ICC/IF
种属反应性	与反应: Human 预测可用于: Mouse, Rat, Cow, Zebrafish 
免疫原	Recombinant fragment containing a sequence corresponding to a region within amino acids 206-512 of Human alpha Actinin 4 (AAH05033).
阳性对照	293T, A431, H1299, HepG2 whole cell lysates HeLa cells; A549 xenograft (IHC)
常规说明	<p>The Life Science industry has been in the grips of a reproducibility crisis for a number of years. Abcam is leading the way in addressing this with our range of recombinant monoclonal antibodies and knockout edited cell lines for gold-standard validation. Please check that this product meets your needs before purchasing.</p> <p>If you have any questions, special requirements or concerns, please send us an inquiry and/or contact our Support team ahead of purchase. Recommended alternatives for this product can be found below, along with publications, customer reviews and Q&As</p>

性能

形式	Liquid
存放说明	Shipped at 4°C. Upon delivery aliquot and store at -20°C or -80°C. Avoid repeated freeze / thaw cycles.
存储溶液	<p>pH: 7.00</p> <p>Preservative: 0.01% Thimerosal (merthiolate)</p> <p>Constituents: 1.21% Tris, 0.75% Glycine, 10% Glycerol (glycerin, glycerine)</p>
纯度	Immunogen affinity purified
克隆	多克隆
同种型	IgG

应用

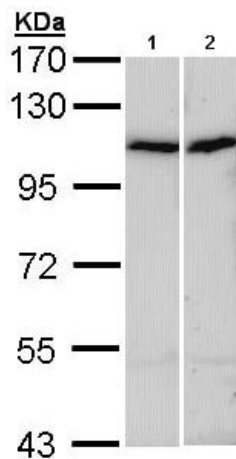
The Abpromise guarantee **Abpromise™**承诺保证使用ab96686于以下的经测试应用

“应用说明”部分 下显示的仅为推荐的起始稀释度;实际最佳的稀释度/浓度应由使用者检定。

应用	Ab评论	说明
WB		1/500 - 1/3000. Predicted molecular weight: 105 kDa.
IHC-P		1/100 - 1/500.
ICC/IF		1/100 - 1/200.

靶标	
功能	F-actin cross-linking protein which is thought to anchor actin to a variety of intracellular structures. This is a bundling protein. Probably involved in vesicular trafficking via its association with the CART complex. The CART complex is necessary for efficient transferrin receptor recycling but not for EGFR degradation.
组织特异性	Widely expressed.
疾病相关	Defects in ACTN4 are the cause of focal segmental glomerulosclerosis type 1 (FSGS1) [MIM:603278]. A renal pathology defined by the presence of segmental sclerosis in glomeruli and resulting in proteinuria, reduced glomerular filtration rate and edema. Renal insufficiency often progresses to end-stage renal disease, a highly morbid state requiring either dialysis therapy or kidney transplantation.
序列相似性	Belongs to the alpha-actinin family. Contains 1 actin-binding domain. Contains 2 CH (calponin-homology) domains. Contains 2 EF-hand domains. Contains 4 spectrin repeats.
细胞定位	Nucleus. Cytoplasm. Localized in cytoplasmic mRNP granules containing untranslated mRNAs. Colocalizes with actin stress fibers. Nuclear translocation can be induced by the PI3 kinase inhibitor wortmannin or by cytochalasin D. Exclusively localized in the nucleus in a limited number of cell lines.

图片



Western blot - Anti-alpha Actinin 4 antibody (ab96686)

All lanes : Anti-alpha Actinin 4 antibody (ab96686) at 1/1000 dilution

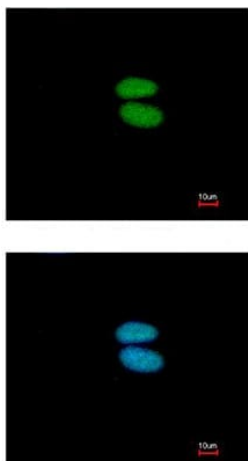
Lane 1 : A431 whole cell lysate

Lane 2 : HepG2 whole cell lysate

Lysates/proteins at 30 µg per lane.

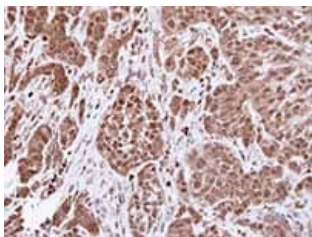
Predicted band size: 105 kDa

7.5% SDS-PAGE



Immunocytochemistry/ Immunofluorescence - Anti-alpha Actinin 4 antibody (ab96686)

ab96686, at 1/200 dilution, staining names alpha Actinin 4 in paraformaldehyde-fixed HeLa cells by Immunofluorescence. Lower image is merged with DNA probe.



ab96686, at 1/500 dilution, staining alpha Actinin 4 in paraffin-embedded A549 xenograft by Immunohistochemistry.

Immunohistochemistry (Formalin/PFA-fixed paraffin-embedded sections) - Anti-alpha Actinin 4 antibody (ab96686)

Please note: All products are "FOR RESEARCH USE ONLY. NOT FOR USE IN DIAGNOSTIC PROCEDURES"

Our Abpromise to you: Quality guaranteed and expert technical support

- Replacement or refund for products not performing as stated on the datasheet
- Valid for 12 months from date of delivery
- Response to your inquiry within 24 hours
- We provide support in Chinese, English, French, German, Japanese and Spanish
- Extensive multi-media technical resources to help you
- We investigate all quality concerns to ensure our products perform to the highest standards

If the product does not perform as described on this datasheet, we will offer a refund or replacement. For full details of the Abpromise, please visit <https://www.abcam.cn/abpromise> or contact our technical team.

Terms and conditions

- Guarantee only valid for products bought direct from Abcam or one of our authorized distributors