




# Alexa Fluor® 594 Anti-GAPDH antibody [EPR16891] ab206371

**重组** RabMAb

## 1 References 2 图像

### 概述

产品名称	Alexa Fluor® 594 荧光 Anti-GAPDH 抗体[EPR16891]
描述	Alexa Fluor® 594 荧光 兔单克隆抗体[EPR16891] to GAPDH
宿主	Rabbit
偶联物	Alexa Fluor® 594. Ex: 590nm, Em: 617nm
经测试应用	适用于: ICC/IF
种属反应性	与反应: Human  预测可用于: Mouse, Rat, Chicken, Fish, Monkey, Zebrafish, Xenopus tropicalis 
免疫原	Recombinant fragment within Mouse GAPDH aa 100 to the C-terminus. The exact immunogen sequence used to generate this antibody is proprietary information. If additional detail on the immunogen is needed to determine the suitability of the antibody for your needs, please <b><u>contact</u></b> our Scientific Support team to discuss your requirements. Database link: <b><u>P16858</u></b> <div>  <a href="#">Run BLAST with</a>  <a href="#">Run BLAST with</a> </div>
阳性对照	ICC/IF: HeLa cells
常规说明	<p>This product is a recombinant monoclonal antibody, which offers several advantages including:</p> <ul style="list-style-type: none"> <li>- High batch-to-batch consistency and reproducibility</li> <li>- Improved sensitivity and specificity</li> <li>- Long-term security of supply</li> <li>- Animal-free production</li> </ul> <p>For more information <b><u>see here</u></b>.</p> <p>Our RabMAb® technology is a patented hybridoma-based technology for making rabbit monoclonal antibodies. For details on our patents, please refer to <b><u>RabMAb® patents</u></b>.</p> <p>Alexa Fluor® is a registered trademark of Molecular Probes, Inc, a Thermo Fisher Scientific Company. The Alexa Fluor® dye included in this product is provided under an intellectual property license from Life Technologies Corporation. As this product contains the Alexa Fluor® dye, the purchase of this product conveys to the buyer the non-transferable right to use the purchased product and components of the product only in research conducted by the buyer (whether the buyer is an academic or for-profit entity). As this product contains the Alexa Fluor® dye the sale of this product is expressly conditioned on the buyer not using the product or its components, or any materials made using the product or its components, in any activity to generate revenue, which may include, but is not limited to use of the product or its components: in manufacturing; (ii) to provide a service, information, or data in return for payment (iii) for therapeutic, diagnostic or</p>

prophylactic purposes; or (iv) for resale, regardless of whether they are sold for use in research. For information on purchasing a license to this product for purposes other than research, contact Life Technologies Corporation, 5781 Van Allen Way, Carlsbad, CA 92008 USA or [outlicensing@thermofisher.com](mailto:outlicensing@thermofisher.com).

## 性能

形式	Liquid
存放说明	Shipped at 4°C. Store at +4°C short term (1-2 weeks). Upon delivery aliquot. Store at -20°C. Stable for 12 months at -20°C. Store In the Dark.
存储溶液	pH: 7.40 Preservative: 0.02% Sodium azide Constituents: 30% Glycerol (glycerin, glycerine), 1% BSA, PBS
纯度	Protein A purified
克隆	单克隆
克隆编号	EPR16891
同种型	IgG

## 应用

### The Abpromise guarantee

**Abpromise™** 承诺保证使用ab206371于以下的经测试应用

“应用说明”部分 下显示的仅为推荐的起始稀释度;实际最佳的稀释度/浓度应由使用者检定。

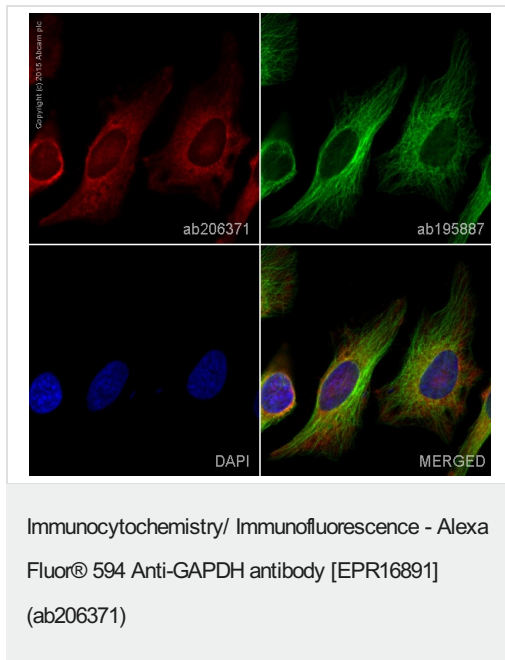
应用	Ab评论	说明
ICC/IF		1/1000. This product gave a positive signal in HeLa cells fixed with 100% methanol (5 min)

## 靶标

功能	Has both glyceraldehyde-3-phosphate dehydrogenase and nitrosylase activities, thereby playing a role in glycolysis and nuclear functions, respectively. Participates in nuclear events including transcription, RNA transport, DNA replication and apoptosis. Nuclear functions are probably due to the nitrosylase activity that mediates cysteine S-nitrosylation of nuclear target proteins such as SIRT1, HDAC2 and PRKDC (By similarity). Glyceraldehyde-3-phosphate dehydrogenase is a key enzyme in glycolysis that catalyzes the first step of the pathway by converting D-glyceraldehyde 3-phosphate (G3P) into 3-phospho-D-glyceroyl phosphate.
通路	Carbohydrate degradation; glycolysis; pyruvate from D-glyceraldehyde 3-phosphate: step 1/5.
序列相似性	Belongs to the glyceraldehyde-3-phosphate dehydrogenase family.
翻译后修饰	S-nitrosylation of Cys-152 leads to interaction with SIAH1, followed by translocation to the nucleus. ISGylated.
细胞定位	Cytoplasm > cytosol. Nucleus. Cytoplasm > perinuclear region. Membrane. Translocates to the nucleus following S-nitrosylation and interaction with SIAH1, which contains a nuclear localization

signal (By similarity). Postnuclear and Perinuclear regions.

## 图片



ab206371 staining GAPDH in HeLa cells. The cells were fixed with 100% methanol (5min), permeabilized with 0.1% Triton X-100 for 5 minutes and then blocked with 1% BSA/10% normal goat serum/0.3M glycine in 0.1% PBS-Tween for 1h. The cells were then incubated overnight at +4°C with ab206371 at 1/1000 dilution (**pseudocolored in red**) and **ab195887**, Mouse monoclonal to alpha Tubulin (Alexa Fluor® 488), at 1/250 dilution (shown in green). Nuclear DNA was labelled with DAPI (shown in blue).

Image was taken with a confocal microscope (Leica-Microsystems, TCS SP8).

Why choose a recombinant antibody?

- Research with confidence**  
Consistent and reproducible results
- Long-term and scalable supply**  
Recombinant technology
- Success from the first experiment**  
Confirmed specificity
- Ethical standards compliant**  
Animal-free production

Alexa Fluor® 594 Anti-GAPDH antibody [EPR16891] (ab206371)

**Please note:** All products are "FOR RESEARCH USE ONLY. NOT FOR USE IN DIAGNOSTIC PROCEDURES"

## Our Abpromise to you: Quality guaranteed and expert technical support

- Replacement or refund for products not performing as stated on the datasheet
- Valid for 12 months from date of delivery
- Response to your inquiry within 24 hours

- We provide support in Chinese, English, French, German, Japanese and Spanish
- Extensive multi-media technical resources to help you
- We investigate all quality concerns to ensure our products perform to the highest standards

If the product does not perform as described on this datasheet, we will offer a refund or replacement. For full details of the Abpromise, please visit <https://www.abcam.cn/abpromise> or contact our technical team.

#### **Terms and conditions**

---

- Guarantee only valid for products bought direct from Abcam or one of our authorized distributors