

### Alexa Fluor® 555 Anti-CD276 antibody [EPNCIR122] ab218283

**重组 RabMAb**

#### 3 图像

#### 概述

<b>产品名称</b>	Alexa Fluor® 555 荧光 Anti-CD276 抗体 [EPNCIR122]
<b>描述</b>	Alexa Fluor® 555 荧光 兔单克隆抗体 [EPNCIR122] to CD276
<b>宿主</b>	Rabbit
<b>偶联物</b>	Alexa Fluor® 555. Ex: 555nm, Em: 565nm
<b>经测试应用</b>	<b>适用于:</b> ICC/IF
<b>种属反应性</b>	<b>与反应:</b> Human <b>预测可用于:</b> Mouse 
<b>免疫原</b>	Recombinant full length protein within Human CD276. The exact sequence is proprietary. Recombinant full length Human CD276 and CD276 over-expressing CHO cells. Database link: <a href="#">Q5ZPR3</a>
<b>阳性对照</b>	ICC/IF: HEK293 and THP-1 cells
<b>常规说明</b>	<p>This product is a recombinant monoclonal antibody, which offers several advantages including:</p> <ul style="list-style-type: none"> <li>- High batch-to-batch consistency and reproducibility</li> <li>- Improved sensitivity and specificity</li> <li>- Long-term security of supply</li> <li>- Animal-free production</li> </ul> <p>For more information <a href="#">see here</a>.</p> <p>Our RabMAb® technology is a patented hybridoma-based technology for making rabbit monoclonal antibodies. For details on our patents, please refer to <a href="#">RabMAb® patents</a>.</p> <p>Alexa Fluor® is a registered trademark of Molecular Probes, Inc, a Thermo Fisher Scientific Company. The Alexa Fluor® dye included in this product is provided under an intellectual property license from Life Technologies Corporation. As this product contains the Alexa Fluor® dye, the purchase of this product conveys to the buyer the non-transferable right to use the purchased product and components of the product only in research conducted by the buyer (whether the buyer is an academic or for-profit entity). As this product contains the Alexa Fluor® dye the sale of this product is expressly conditioned on the buyer not using the product or its components, or any materials made using the product or its components, in any activity to generate revenue, which may include, but is not limited to use of the product or its components: (i) in manufacturing; (ii) to provide a service, information, or data in return for payment (iii) for therapeutic, diagnostic or prophylactic purposes; or (iv) for resale, regardless of whether they are sold for use in research. For information on purchasing a license to this product for purposes other than research, contact Life Technologies Corporation, 5781 Van Allen Way, Carlsbad, CA 92008 USA or</p>

## 性能

形式	Liquid
存放说明	Shipped at 4°C. Store at +4°C short term (1-2 weeks). Upon delivery aliquot. Store at -20°C. Avoid freeze / thaw cycle. Store In the Dark.
存储溶液	pH: 7.40 Preservative: 0.02% Sodium azide Constituents: PBS, 30% Glycerol (glycerin, glycerine), 1% BSA
纯度	Protein A purified
克隆	单克隆
克隆编号	EPNCIR122
同种型	IgG

## 应用

**The Abpromise guarantee**      **Abpromise™** 承诺保证使用 ab218283 于以下的经测试应用

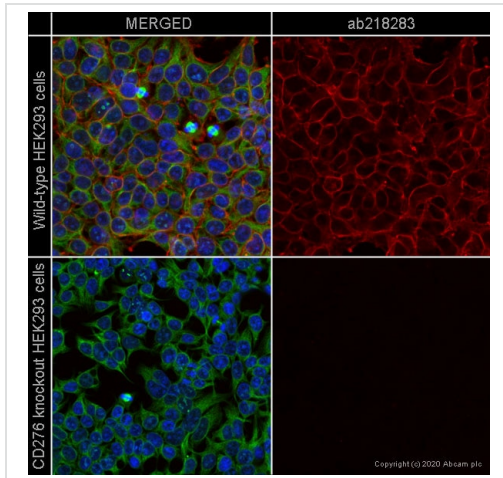
“应用说明”部分 下显示的仅为推荐的起始稀释度;实际最佳的稀释度/浓度应由使用者检定。

应用	Ab评论	说明
ICC/IF		1/100 - 1/500. This product gave a positive signal in THP-1 cells fixed with 80% methanol (5 min)

## 靶标

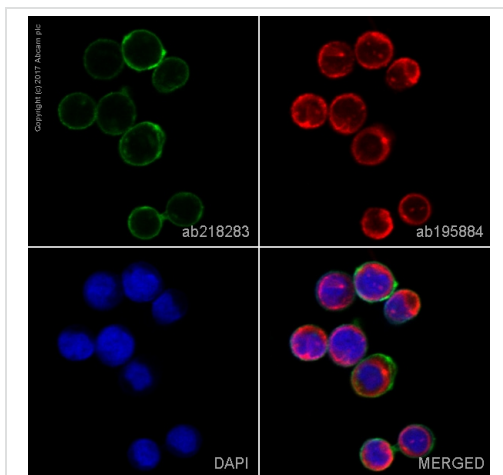
功能	May participate in the regulation of T-cell-mediated immune response. May play a protective role in tumor cells by inhibiting natural-killer mediated cell lysis as well as a role of marker for detection of neuroblastoma cells. May be involved in the development of acute and chronic transplant rejection and in the regulation of lymphocytic activity at mucosal surfaces. Could also play a key role in providing the placenta and fetus with a suitable immunological environment throughout pregnancy. Both isoform 1 and isoform 2 appear to be redundant in their ability to modulate CD4 T-cell responses. Isoform 2 is shown to enhance the induction of cytotoxic T-cells and selectively stimulates interferon gamma production in the presence of T-cell receptor signaling.
组织特异性	Ubiquitous but not detectable in peripheral blood lymphocytes or granulocytes. Weakly expressed in resting monocytes. Expressed in dendritic cells derived from monocytes. Expressed in epithelial cells of sinonasal tissue. Expressed in extravillous trophoblast cells and Hofbauer cells of the first trimester placenta and term placenta.
序列相似性	Belongs to the immunoglobulin superfamily. BTN/MOG family. Contains 2 Ig-like C2-type (immunoglobulin-like) domains. Contains 2 Ig-like V-type (immunoglobulin-like) domains.
细胞定位	Membrane.

## 图片



Immunocytochemistry/ Immunofluorescence - Alexa Fluor® 555 Anti-CD276 antibody [EPNCIR122] (ab218283)





ab218283 staining CD276 in wild-type HEK293 cells (top panel) and CD276 knockout HEK293 cells (**ab266658**) (bottom panel). The cells were fixed with 100% methanol (5 min) then permeabilized with 0.1% Triton X-100 for 5 minutes and then blocked with 1% BSA/10% normal goat serum/0.3M glycine in 0.1% PBS-Tween for 1h. The cells were then incubated with ab218283 at 1/500 dilution and **ab195887** (Mouse monoclonal to alpha Tubulin - Alexa Fluor® 488) at 1/250 dilution overnight at 4°C. Nuclear DNA was labelled in blue with DAPI. Image was taken with a confocal microscope (Leica-Microsystems TCS SP8).



Immunocytochemistry/ Immunofluorescence - Alexa Fluor® 555 Anti-CD276 antibody [EPNCIR122] (ab218283)

ab218283 staining CD276 in THP-1 cells. The cells were fixed with 80% methanol (5 min) and then incubated in 1% BSA/10% normal goat serum/0.3M glycine in 0.1% PBS-Tween for 1h to permeabilize the cells and block non-specific protein-protein interactions. The cells were then incubated overnight at +4°C with ab218283 at 1/100 dilution (**pseudocolored in green**) and **ab195884**, Rat monoclonal to Tubulin (Alexa Fluor® 647), at 1/250 dilution (shown in red). Nuclear DNA was labelled with DAPI (shown in blue). Image was taken with a confocal microscope (Leica-Microsystems, TCS SP8).

Why choose a recombinant antibody?

 <p><b>Research with confidence</b> Consistent and reproducible results</p>	 <p><b>Long-term and scalable supply</b> Recombinant technology</p>
 <p><b>Success from the first experiment</b> Confirmed specificity</p>	 <p><b>Ethical standards compliant</b> Animal-free production</p>

Alexa Fluor® 555 Anti-CD276 antibody  
[EPNCIR122] (ab218283)

**Please note:** All products are "FOR RESEARCH USE ONLY. NOT FOR USE IN DIAGNOSTIC PROCEDURES"

### Our Abpromise to you: Quality guaranteed and expert technical support

---

- Replacement or refund for products not performing as stated on the datasheet
- Valid for 12 months from date of delivery
- Response to your inquiry within 24 hours
- We provide support in Chinese, English, French, German, Japanese and Spanish
- Extensive multi-media technical resources to help you
- We investigate all quality concerns to ensure our products perform to the highest standards

If the product does not perform as described on this datasheet, we will offer a refund or replacement. For full details of the Abpromise, please visit <https://www.abcam.cn/abpromise> or contact our technical team.

### Terms and conditions

---

- Guarantee only valid for products bought direct from Abcam or one of our authorized distributors