


Alexa Fluor® 488 Anti-HP1 alpha antibody [EPR5777] - Heterochromatin marker ab185018

重组 RabMAb

1 References 3 图像

概述

产品名称	Alexa Fluor® 488荧光Anti-HP1 alpha抗体[EPR5777] - Heterochromatin marker
描述	Alexa Fluor® 488荧光兔单克隆抗体[EPR5777] to HP1 alpha - Heterochromatin marker
宿主	Rabbit
偶联物	Alexa Fluor® 488. Ex: 495nm, Em: 519nm
经测试应用	适用于: ICC/IF, Flow Cyt (Intra)
种属反应性	与反应: Human 预测可用于: Mouse, Rat 
免疫原	Synthetic peptide. This information is proprietary to Abcam and/or its suppliers.
阳性对照	ICC/IF: HeLa cells. Flow Cyt: HeLa cells.
常规说明	<p>This product is a recombinant monoclonal antibody, which offers several advantages including:</p> <ul style="list-style-type: none"> - High batch-to-batch consistency and reproducibility - Improved sensitivity and specificity - Long-term security of supply - Animal-free production <p>For more information see here.</p> <p>Our RabMAb® technology is a patented hybridoma-based technology for making rabbit monoclonal antibodies. For details on our patents, please refer to RabMAb® patents.</p> <p>Alexa Fluor® is a registered trademark of Molecular Probes, Inc, a Thermo Fisher Scientific Company. The Alexa Fluor® dye included in this product is provided under an intellectual property license from Life Technologies Corporation. As this product contains the Alexa Fluor® dye, the purchase of this product conveys to the buyer the non-transferable right to use the purchased product and components of the product only in research conducted by the buyer (whether the buyer is an academic or for-profit entity). As this product contains the Alexa Fluor® dye the sale of this product is expressly conditioned on the buyer not using the product or its components, or any materials made using the product or its components, in any activity to generate revenue, which may include, but is not limited to use of the product or its components: in manufacturing; (ii) to provide a service, information, or data in return for payment (iii) for therapeutic, diagnostic or prophylactic purposes; or (iv) for resale, regardless of whether they are sold for use in research. For information on purchasing a license to this product for purposes other than research, contact Life Technologies Corporation, 5781 Van Allen Way, Carlsbad, CA 92008 USA or</p>

性能

形式	Liquid
存放说明	Shipped at 4°C. Store at +4°C short term (1-2 weeks). Upon delivery aliquot. Store at -20°C or -80°C. Avoid freeze / thaw cycle. Stable for 12 months at -20°C. Store In the Dark.
存储溶液	pH: 7.40 Preservative: 0.02% Sodium azide Constituents: 30% Glycerol (glycerin, glycerine), PBS, 1% BSA
纯度	Protein A purified
克隆	单克隆
克隆编号	EPR5777
同种型	IgG

应用

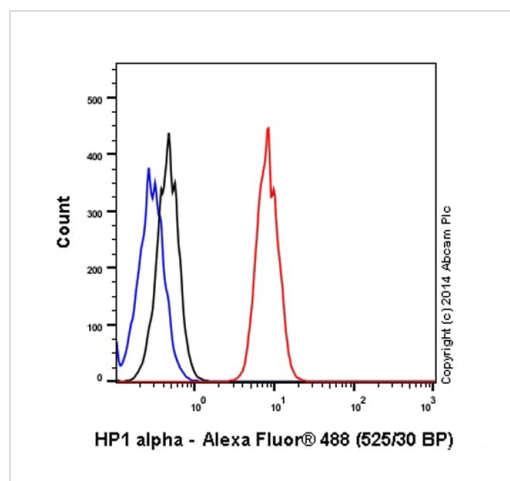
The Abpromise guarantee **Abpromise™** 承诺保证使用 ab185018 于以下的经测试应用

“应用说明”部分 下显示的仅为推荐的起始稀释度；实际最佳的稀释度/浓度应由使用者检定。

应用	Ab 评论	说明
ICC/IF		1/50 - 1/100.
Flow Cyt (Intra)		1/50. ab199091 - Rabbit monoclonal IgG (Alexa Fluor® 488), is suitable for use as an isotype control with this antibody.

靶标

功能	Component of heterochromatin that recognizes and binds histone H3 tails methylated at 'Lys-9' (H3K9me), leading to epigenetic repression. In contrast, it is excluded from chromatin when 'Tyr-41' of histone H3 is phosphorylated (H3Y41ph). Can interact with lamin-B receptor (LBR). This interaction can contribute to the association of the heterochromatin with the inner nuclear membrane. Involved in the formation of functional kinetochore through interaction with MIS12 complex proteins.
序列相似性	Contains 2 chromo domains.
翻译后修饰	Phosphorylation of HP1 and LBR may be responsible for some of the alterations in chromatin organization and nuclear structure which occur at various times during the cell cycle (By similarity). Phosphorylated during interphase and possibly hyper-phosphorylated during mitosis. Ubiquitinated.
细胞定位	Nucleus. Chromosome. Chromosome > centromere. Component of centromeric and pericentromeric heterochromatin. Associates with chromosomes during mitosis. Associates specifically with chromatin during metaphase and anaphase.

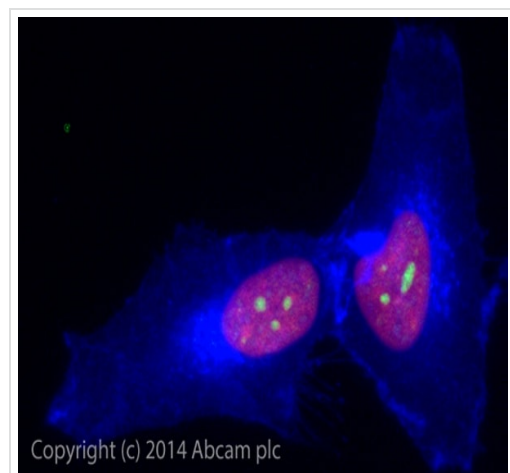


Flow Cytometry (Intracellular) - Alexa Fluor® 488
Anti-HP1 alpha antibody [EPR5777] -
Heterochromatin marker (ab185018)

Overlay histogram showing HeLa cells stained with ab185018 (red line). The cells were fixed with 80% methanol (5 min) and then permeabilized with 0.1% PBS-Tween for 20 min. The cells were then incubated in 1x PBS / 10% normal goat serum / 0.3M glycine to block non-specific protein-protein interactions followed by the antibody (ab185018, 1/50 dilution) for 30 min at 22°C. Isotype control antibody (black line) was rabbit IgG (monoclonal) Alexa Fluor® 488 used at the same concentration and conditions as the primary antibody. Unlabelled sample (blue line) was also used as a control.

Acquisition of >5,000 events were collected using a 20mW Argon ion laser (488nm) and 525/30 bandpass filter.

This antibody gave a positive signal in HeLa fixed with 4% formaldehyde (10 min)/permeabilized with 0.1% PBS-Tween for 20 min used under the same conditions.



Immunocytochemistry/ Immunofluorescence - Alexa
Fluor® 488 Anti-HP1 alpha antibody [EPR5777] -
Heterochromatin marker (ab185018)

ab185018 staining HP1 alpha in HeLa cells. The cells were fixed with 100% methanol (5min) and then blocked in 1% BSA/10% normal goat serum/0.3M glycine in 0.1% PBS-Tween for 1h. The cells were then incubated with ab185018 (Alexa Fluor® 488) at a working dilution of 1 in 50 overnight at +4°C (shown in green). Alexa Fluor® 350 WGA was used at a 1/200 dilution and incubated for 1h with the cells, to label plasma membranes (shown in blue). Nuclear DNA was labelled in red with 1.25 µM DRAQ5™ ([ab108410](#)).

Why choose a recombinant antibody?



Research with confidence
Consistent and reproducible results



Long-term and scalable supply
Recombinant technology



Success from the first experiment
Confirmed specificity



Ethical standards compliant
Animal-free production

Alexa Fluor® 488 Anti-HP1 alpha antibody
[EPR5777] - Heterochromatin marker (ab185018)

Please note: All products are "FOR RESEARCH USE ONLY. NOT FOR USE IN DIAGNOSTIC PROCEDURES"

Our Abpromise to you: Quality guaranteed and expert technical support

- Replacement or refund for products not performing as stated on the datasheet
- Valid for 12 months from date of delivery
- Response to your inquiry within 24 hours
- We provide support in Chinese, English, French, German, Japanese and Spanish
- Extensive multi-media technical resources to help you
- We investigate all quality concerns to ensure our products perform to the highest standards

If the product does not perform as described on this datasheet, we will offer a refund or replacement. For full details of the Abpromise, please visit <https://www.abcam.cn/abpromise> or contact our technical team.

Terms and conditions

- Guarantee only valid for products bought direct from Abcam or one of our authorized distributors