

Anti-AKR7A2 antibody ab97458

★★★★★ [1 Abreviews](#) [1 References](#) [3 图像](#)

概述

产品名称	Anti-AKR7A2抗体
描述	兔多克隆抗体to AKR7A2
宿主	Rabbit
经测试应用	适用于: WB, IHC-P
种属反应性	与反应: Mouse, Human 预测可用于: Cow 
免疫原	Recombinant protein fragment corresponding to a region within amino acids 84 - 357 of Human AKR7A2 (NP_003680).
阳性对照	WB: 293T, A431, H1299, HeLa, HepG2, MOLT4 and Raji cell lysates IF: HeLa cells
常规说明	<p>The Life Science industry has been in the grips of a reproducibility crisis for a number of years. Abcam is leading the way in addressing this with our range of recombinant monoclonal antibodies and knockout edited cell lines for gold-standard validation. Please check that this product meets your needs before purchasing.</p> <p>If you have any questions, special requirements or concerns, please send us an inquiry and/or contact our Support team ahead of purchase. Recommended alternatives for this product can be found below, along with publications, customer reviews and Q&As</p>

性能

形式	Liquid
存放说明	Shipped at 4°C. Upon delivery aliquot and store at -20°C or -80°C. Avoid repeated freeze / thaw cycles.
存储溶液	pH: 7.00 Preservative: 0.01% Thimerosal (merthiolate) Constituents: 1.21% Tris, 0.75% Glycine, 10% Glycerol (glycerin, glycerine)
纯度	Immunogen affinity purified
克隆	多克隆
同种型	IgG

应用

The Abpromise guarantee

Abpromise™承诺保证使用ab97458于以下的经测试应用


“应用说明”部分 下显示的仅为推荐的起始稀释度;实际最佳的稀释度/浓度应由使用者检定。

应用	Ab评论	说明
WB	★★★★★ (1)	1/500 - 1/3000. Predicted molecular weight: 40 kDa.
IHC-P		1/100 - 1/1000.

靶标

功能	Catalyzes the NADPH-dependent reduction of succinic semialdehyde to gamma-hydroxybutyrate. May have an important role in producing the neuromodulator gamma-hydroxybutyrate (GHB). Has broad substrate specificity. Has NADPH-dependent aldehyde reductase activity towards 2-carboxybenzaldehyde, 2-nitrobenzaldehyde and pyridine-2-aldehyde (in vitro). Can reduce 1,2-naphthoquinone and 9,10-phenanthrenequinone (in vitro). Can reduce the dialdehyde protein-binding form of aflatoxin B1 (AFB1) to the non-binding AFB1 dialcohol. May be involved in protection of liver against the toxic and carcinogenic effects of AFB1, a potent hepatocarcinogen.
组织特异性	Detected in brain, liver, small intestine and testis, and at lower levels in heart, prostate, skeletal muscle and spleen. Detected in kidney proximal and distal tubules, endothelial cells lining the Bowman's capsules and some cysts. Detected at low levels in lung and pancreas (at protein level). Widely expressed.
序列相似性	Belongs to the aldo/keto reductase 2 family.
细胞定位	Golgi apparatus. Cytoplasm.

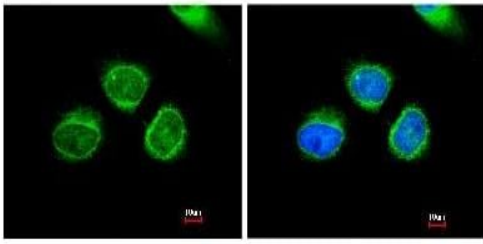
图片



Anti-AKR7A2 antibody (ab97458) at 1/1000 dilution + A431 whole cell lysate at 30 µg

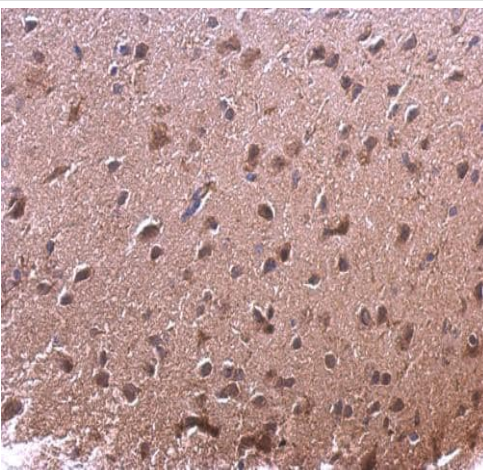
Predicted band size: 40 kDa

10% SDS PAGE



ab97458, at a 1/200 dilution, staining AKR7A2 in paraformaldehyde-fixed HeLa cells by Immunofluorescence analysis. Right image is merged with a DNA probe.

Immunohistochemistry (Formalin/PFA-fixed paraffin-embedded sections) - Anti-AKR7A2 antibody (ab97458)



Immunohistochemical analysis of PFA fixed, paraffin-embedded mouse fore brain tissue labeling AKR7A2 with a97458 at 1/500 dilution.

Immunohistochemistry (Formalin/PFA-fixed paraffin-embedded sections) - Anti-AKR7A2 antibody (ab97458)

Please note: All products are "FOR RESEARCH USE ONLY. NOT FOR USE IN DIAGNOSTIC PROCEDURES"

Our Abpromise to you: Quality guaranteed and expert technical support

- Replacement or refund for products not performing as stated on the datasheet
- Valid for 12 months from date of delivery
- Response to your inquiry within 24 hours
- We provide support in Chinese, English, French, German, Japanese and Spanish
- Extensive multi-media technical resources to help you
- We investigate all quality concerns to ensure our products perform to the highest standards

If the product does not perform as described on this datasheet, we will offer a refund or replacement. For full details of the Abpromise, please visit <https://www.abcam.cn/abpromise> or contact our technical team.

Terms and conditions

- Guarantee only valid for products bought direct from Abcam or one of our authorized distributors