



### Anti-Agpat2 antibody ab172505

#### 1 图像

#### 概述

产品名称	Anti-Agpat2抗体
描述	小鼠多克隆抗体to Agpat2
宿主	Mouse
经测试应用	适用于: WB
种属反应性	与反应: Human
免疫原	Recombinant full length protein within Human Agpat2 aa 1 to the C-terminus. The exact immunogen sequence used to generate this antibody is proprietary information. If additional detail on the immunogen is needed to determine the suitability of the antibody for your needs, please <b><u>contact</u></b> our Scientific Support team to discuss your requirements. (NP_006403.2). Database link: <b><u>O15120</u></b>
	 <b><u>Run BLAST with</u></b>  <b><u>Run BLAST with</u></b>
阳性对照	AGPAT2 transfected 293T lysate
常规说明	<p>The Life Science industry has been in the grips of a reproducibility crisis for a number of years. Abcam is leading the way in addressing this with our range of recombinant monoclonal antibodies and knockout edited cell lines for gold-standard validation. Please check that this product meets your needs before purchasing.</p> <p>If you have any questions, special requirements or concerns, please send us an inquiry and/or contact our Support team ahead of purchase. Recommended alternatives for this product can be found below, along with publications, customer reviews and Q&amp;As</p>

#### 性能

形式	Liquid
存放说明	Shipped at 4°C. Store at +4°C short term (1-2 weeks). Upon delivery aliquot. Store at -20°C long term. Avoid freeze / thaw cycle.
存储溶液	pH: 7.4 Constituent: 100% PBS
纯度	Protein A purified
克隆	多克隆
同种型	IgG

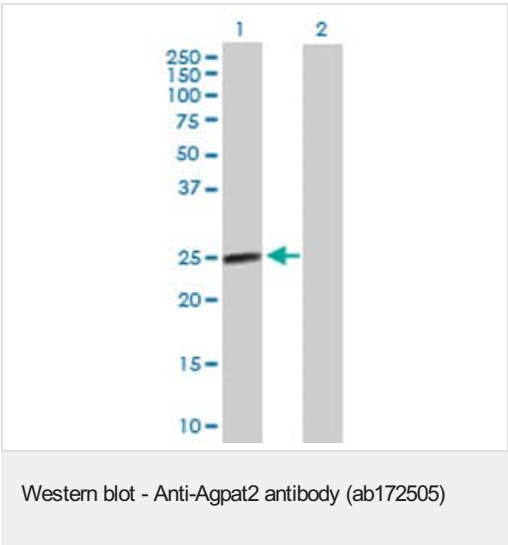
应用

<b>The Abpromise guarantee</b> <b>Abpromise™</b> 承诺保证使用ab172505于以下的经测试应用		
“应用说明”部分 下显示的仅为推荐的起始稀释度;实际最佳的稀释度/浓度应由使用者检定。		
应用	Ab评论	说明
WB		Use a concentration of 1 µg/ml. Predicted molecular weight: 31 kDa.

靶标

功能	Converts lysophosphatidic acid (LPA) into phosphatidic acid by incorporating an acyl moiety at the sn-2 position of the glycerol backbone.
组织特异性	Expressed predominantly in heart and liver.
通路	Phospholipid metabolism; CDP-diacylglycerol biosynthesis; CDP-diacylglycerol from sn-glycerol 3-phosphate: step 2/3.
疾病相关	Defects in AGPAT2 are the cause of congenital generalized lipodystrophy type 1 (CGL1) [MIM:608594]; also known as Berardinelli-Seip congenital lipodystrophy type 1 (BSCL1) or Berardinelli-Seip syndrome. CGL1 is an autosomal recessive disorder characterized by marked paucity of adipose tissue, extreme insulin resistance, hypertriglyceridemia, hepatic steatosis and early onset of diabetes.
序列相似性	Belongs to the 1-acyl-sn-glycerol-3-phosphate acyltransferase family.
结构域	The HXXXXD motif is essential for acyltransferase activity and may constitute the binding site for the phosphate moiety of the glycerol-3-phosphate.
细胞定位	Membrane.

图片



**All lanes :** Anti-Agpat2 antibody (ab172505) at 1 µg/ml

**Lane 1 :** Agpat2 transfected 293T lysate

**Lane 2 :** Non-transfected 293T lysate

Lysates/proteins at 15 µl per lane.

Developed using the ECL technique.

**Predicted band size:** 31 kDa

Please note: All products are "FOR RESEARCH USE ONLY. NOT FOR USE IN DIAGNOSTIC PROCEDURES"

### **Our Abpromise to you: Quality guaranteed and expert technical support**

---

- Replacement or refund for products not performing as stated on the datasheet
- Valid for 12 months from date of delivery
- Response to your inquiry within 24 hours
- We provide support in Chinese, English, French, German, Japanese and Spanish
- Extensive multi-media technical resources to help you
- We investigate all quality concerns to ensure our products perform to the highest standards

If the product does not perform as described on this datasheet, we will offer a refund or replacement. For full details of the Abpromise, please visit <https://www.abcam.cn/abpromise> or contact our technical team.

### **Terms and conditions**

---

- Guarantee only valid for products bought direct from Abcam or one of our authorized distributors