

### Anti-ADAT2 antibody ab122280

★★★★★ [2 Abreviews](#) [1 References](#) [5 图像](#)

#### 概述

产品名称	Anti-ADAT2抗体
描述	兔多克隆抗体to ADAT2
宿主	Rabbit
经测试应用	适用于: ICC, IHC-P
种属反应性	与反应: Human
免疫原	antigen sequence: PKPAASGACS VSAEETEKWM EEAMHMAKEA LENTVPVGC LMVYNNEVVG KGRNEVNQTK NATRHAEMVA IDQVLDWCRQ SGKSPSEVFE, corresponding to amino acids 7-96 of Human ADAT2. <a href="#">Run BLAST with</a> <a href="#">ExPASy</a> <a href="#">Run BLAST with</a> <a href="#">NCBI</a>
阳性对照	IHC-P: Human stomach, skin, kidney, and cerebellum tissues; ICC: Human cell line HeLa.
常规说明	<p>The Life Science industry has been in the grips of a reproducibility crisis for a number of years. Abcam is leading the way in addressing this with our range of recombinant monoclonal antibodies and knockout edited cell lines for gold-standard validation. Please check that this product meets your needs before purchasing.</p> <p>If you have any questions, special requirements or concerns, please send us an inquiry and/or contact our Support team ahead of purchase. Recommended alternatives for this product can be found below, along with publications, customer reviews and Q&amp;As</p>

#### 性能

形式	Liquid
存放说明	Shipped at 4°C. Upon delivery aliquot and store at -20°C. Avoid freeze / thaw cycles.
存储溶液	pH: 7.20 Preservative: 0.02% Sodium azide Constituents: 40% Glycerol (glycerin, glycerine), 59% PBS
纯度	Immunogen affinity purified
克隆	多克隆
同种型	IgG

#### 应用

The Abpromise guarantee **Abpromise™**承诺保证使用ab122280于以下的经测试应用

“应用说明”部分 下显示的仅为推荐的起始稀释度;实际最佳的稀释度/浓度应由使用者检定。

应用	Ab评论	说明
ICC		Use a concentration of 0.25 - 2 µg/ml.
IHC-P		1/50 - 1/200. Perform heat mediated antigen retrieval with citrate buffer pH 6 before commencing with IHC staining protocol.

靶标

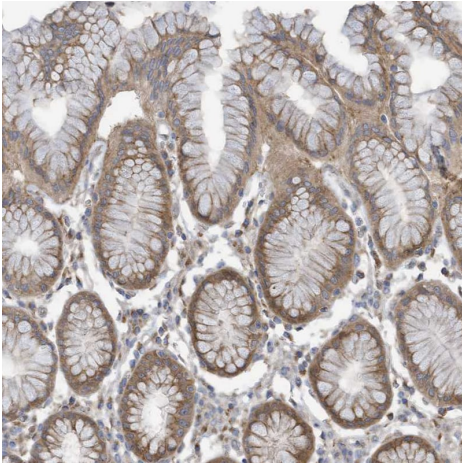
功能	Probably participates in deamination of adenosine-34 to inosine in many tRNAs.
序列相似性	Belongs to the cytidine and deoxycytidylate deaminase family. ADAT2 subfamily.

图片



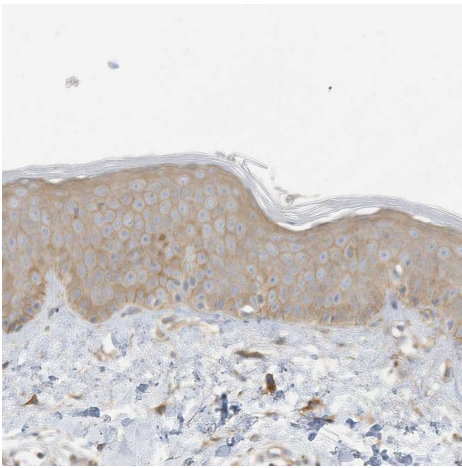
Immunocytochemistry - Anti-ADAT2 antibody  
(ab122280)

Immunocytochemistry/immunofluorescence analysis of human cell line HeLa labelling with ab122280 at 2 µg/mL shows localization to cytosol & the Golgi apparatus.



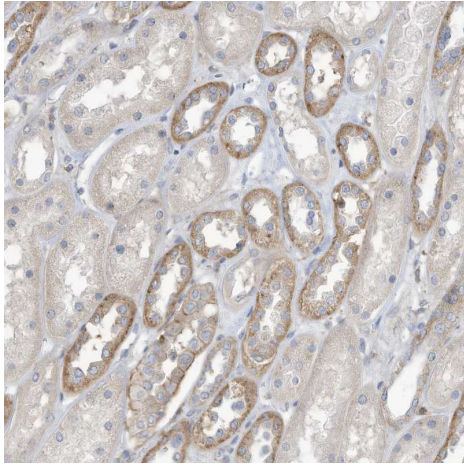
Immunohistochemistry (Formalin/PFA-fixed paraffin-embedded sections) - Anti-ADAT2 antibody (ab122280)

Immunohistochemistry (Formalin/PFA-fixed paraffin-embedded sections) analysis of human stomach tissue labelling ADAT2 with ab122280 at 1/50 dilution. Heat mediated antigen retrieval performed with citrate buffer pH 6 before commencing with IHC staining protocol.



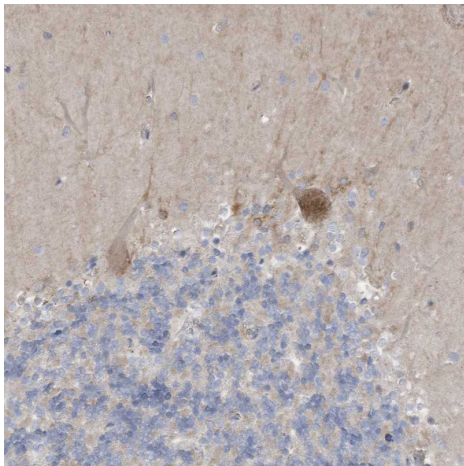
Immunohistochemistry (Formalin/PFA-fixed paraffin-embedded sections) - Anti-ADAT2 antibody (ab122280)

Immunohistochemistry (Formalin/PFA-fixed paraffin-embedded sections) analysis of human skin tissue labelling ADAT2 with ab122280 at 1/50 dilution. Heat mediated antigen retrieval performed with citrate buffer pH 6 before commencing with IHC staining protocol.



Immunohistochemistry (Formalin/PFA-fixed paraffin-embedded sections) - Anti-ADAT2 antibody (ab122280)

Immunohistochemistry (Formalin/PFA-fixed paraffin-embedded sections) analysis of human kidney tissue labelling ADAT2 with ab122280 at 1/50 dilution. Heat mediated antigen retrieval performed with citrate buffer pH 6 before commencing with IHC staining protocol.



Immunohistochemistry (Formalin/PFA-fixed paraffin-embedded sections) - Anti-ADAT2 antibody (ab122280)

Immunohistochemistry (Formalin/PFA-fixed paraffin-embedded sections) analysis of human cerebellum tissue labelling ADAT2 with ab122280 at 1/50 dilution. Heat mediated antigen retrieval performed with citrate buffer pH 6 before commencing with IHC staining protocol.

**Please note:** All products are "FOR RESEARCH USE ONLY. NOT FOR USE IN DIAGNOSTIC PROCEDURES"

### Our Abpromise to you: Quality guaranteed and expert technical support

- Replacement or refund for products not performing as stated on the datasheet
- Valid for 12 months from date of delivery
- Response to your inquiry within 24 hours
- We provide support in Chinese, English, French, German, Japanese and Spanish
- Extensive multi-media technical resources to help you
- We investigate all quality concerns to ensure our products perform to the highest standards

If the product does not perform as described on this datasheet, we will offer a refund or replacement. For full details of the Abpromise,

please visit <https://www.abcam.cn/abpromise> or contact our technical team.

## Terms and conditions

---

- Guarantee only valid for products bought direct from Abcam or one of our authorized distributors