




# Anti-15 Lipoxygenase 1 antibody ab80495

## 1 图像

### 概述

产品名称	Anti-15 Lipoxygenase 1抗体
描述	山羊多克隆抗体to 15 Lipoxygenase 1
宿主	Goat
经测试应用	适用于: WB
种属反应性	与反应: Human 预测可用于: Orangutan 
免疫原	Synthetic peptide: C-HYKTDVAVKDDPE , corresponding to internal sequence amino acids 482-494 of Human 15 Lipoxygenase 1 (NP_001131.3). <a href="#"> Run BLAST with</a> <a href="#"> Run BLAST with</a>
阳性对照	Nuclear HeLa cell lysate and whole Hela lysate.
常规说明	<p>The Life Science industry has been in the grips of a reproducibility crisis for a number of years. Abcam is leading the way in addressing this with our range of recombinant monoclonal antibodies and knockout edited cell lines for gold-standard validation. Please check that this product meets your needs before purchasing.</p> <p>If you have any questions, special requirements or concerns, please send us an inquiry and/or contact our Support team ahead of purchase. Recommended alternatives for this product can be found below, along with publications, customer reviews and Q&amp;As</p>

### 性能

形式	Liquid
存放说明	Shipped at 4°C. Upon delivery aliquot and store at -20°C. Avoid freeze / thaw cycles.
存储溶液	pH: 7.30 Preservative: 0.02% Sodium azide Constituents: 0.5% BSA, 0.5% Tris buffered saline
纯度	Immunogen affinity purified
纯化说明	ab80495 is purified from goat serum by ammonium sulphate precipitation followed by antigen affinity chromatography using the immunizing peptide.
克隆	多克隆

同种型

IgG

应用

The Abpromise guarantee

Abpromise™承诺保证使用ab80495于以下的经测试应用

“应用说明”部分 下显示的仅为推荐的起始稀释度;实际最佳的稀释度/浓度应由使用者检定。

应用	Ab评论	说明
WB		

应用说明

Peptide ELISA: antibody detection limit dilution 1/32000.  
WB: Use at a concentration of 0.2 - 0.5 µg/ml. Detects a band of approximately 80 kDa (predicted molecular weight: 73 kDa).

Not yet tested in other applications.  
Optimal dilutions/concentrations should be determined by the end user.

靶标

功能

Converts arachidonic acid to 15S-hydroperoxyeicosatetraenoic acid. Also acts on C-12 of arachidonate as well as on linoleic acid.

通路

Lipid metabolism; leukotriene D4 biosynthesis.


序列相似性

Belongs to the lipoxygenase family.  
Contains 1 lipoxygenase domain.  
Contains 1 PLAT domain.

细胞定位

Cytoplasm.

图片



Western blot - Anti-15 Lipoxygenase 1 antibody (ab80495)

Anti-15 Lipoxygenase 1 antibody (ab80495) at 0.2 µg/ml + nuclear HeLa cell lysate (in RIPA buffer) at 35 µg

**Predicted band size:** 73 kDa  
**Observed band size:** 80 kDa

Primary incubation was 1 hour.

Please note: All products are "FOR RESEARCH USE ONLY. NOT FOR USE IN DIAGNOSTIC PROCEDURES"

### **Our Abpromise to you: Quality guaranteed and expert technical support**

---

- Replacement or refund for products not performing as stated on the datasheet
- Valid for 12 months from date of delivery
- Response to your inquiry within 24 hours
  
- We provide support in Chinese, English, French, German, Japanese and Spanish
- Extensive multi-media technical resources to help you
- We investigate all quality concerns to ensure our products perform to the highest standards

If the product does not perform as described on this datasheet, we will offer a refund or replacement. For full details of the Abpromise, please visit <https://www.abcam.cn/abpromise> or contact our technical team.

### **Terms and conditions**

---

- Guarantee only valid for products bought direct from Abcam or one of our authorized distributors