

Anti-12 Lipoygenase/ALOX12 antibody - C-terminal ab211506

★★★★★ [1 Abreviews](#) [8 References](#) [4 图像](#)

概述

产品名称	Anti-12 Lipoygenase/ALOX12抗体- C-terminal
描述	兔多克隆抗体to 12 Lipoygenase/ALOX12 - C-terminal
宿主	Rabbit
经测试应用	适用于: Flow Cyt (Intra), WB, ICC/IF, IHC-P
种属反应性	与反应: Human
免疫原	Synthetic peptide corresponding to Human 12 Lipoygenase/ALOX12 aa 600 to the C-terminus (C terminal) conjugated to keyhole limpet haemocyanin. NCBI Accession No. NP_000688.2. Database link: P18054
阳性对照	WB: K562 cell lysate. IHC-P: Human heart tissue. ICC/IF: A549 cells. Flow Cyt (Intra): K562 cells.
常规说明	<p>The Life Science industry has been in the grips of a reproducibility crisis for a number of years. Abcam is leading the way in addressing this with our range of recombinant monoclonal antibodies and knockout edited cell lines for gold-standard validation. Please check that this product meets your needs before purchasing.</p> <p>If you have any questions, special requirements or concerns, please send us an inquiry and/or contact our Support team ahead of purchase. Recommended alternatives for this product can be found below, along with publications, customer reviews and Q&As</p>

 [Run BLAST with](#)

 [Run BLAST with](#)

性能

形式	Liquid
存放说明	Shipped at 4°C. Store at +4°C short term (1-2 weeks). Upon delivery aliquot. Store at -20°C long term. Avoid freeze / thaw cycle.
存储溶液	pH: 7.4 Preservative: 0.09% Sodium azide Constituent: 99% PBS
纯度	Ammonium Sulphate Precipitation
克隆	多克隆
同种型	IgG

应用

The Abpromise guarantee **Abpromise™** 承诺保证使用 ab211506 于以下的经测试应用

“应用说明”部分 下显示的仅为推荐的起始稀释度;实际最佳的稀释度/浓度应由使用者检定。

应用	Ab评论	说明
Flow Cyt (Intra)		1/10 - 1/50.
WB		1/1000. Predicted molecular weight: 76 kDa.
ICC/IF		1/10 - 1/50.
IHC-P		1/50. Perform heat mediated antigen retrieval with citrate buffer pH 6 before commencing with IHC staining protocol.

靶标

功能 Oxygenase and 14,15-leukotriene A4 synthase activity.

通路 Lipid metabolism; leukotriene D4 biosynthesis.


序列相似性 Belongs to the lipoxygenase family.

Contains 1 lipoxygenase domain.

Contains 1 PLAT domain.

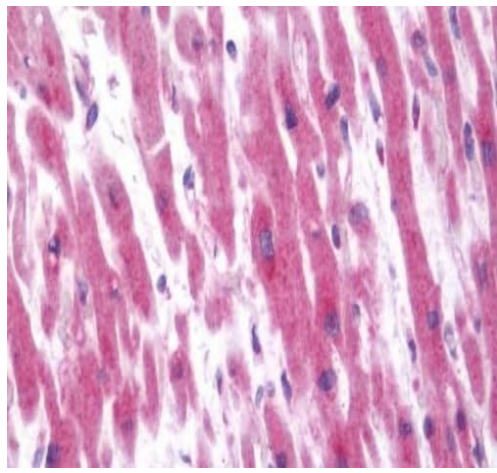
细胞定位 Cytoplasm.

图片



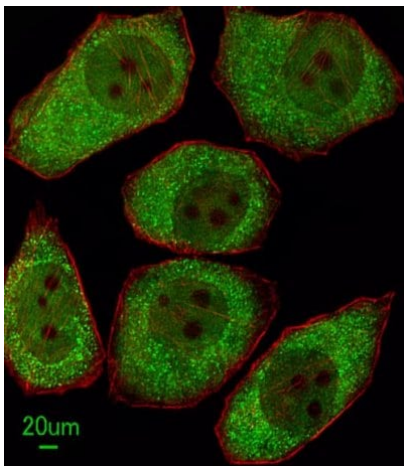
Anti-12 Lipoxygenase/ALOX12 antibody - C-terminal (ab211506)
at 1/1000 dilution + K562 cell lysate at 35 µg

Predicted band size: 76 kDa



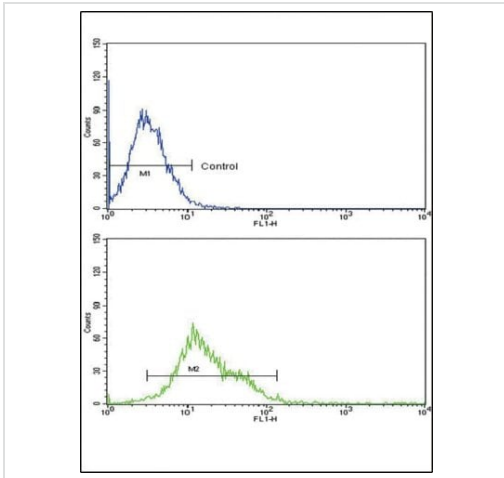
Immunohistochemistry (Formalin/PFA-fixed paraffin-embedded sections) - Anti-12 Lipoxygenase/ALOX12 antibody - C-terminal (ab211506)

Immunohistochemical analysis of formalin-fixed, paraffin-embedded Human heart tissue, labeling 12 Lipoxygenase/ALOX12 using ab211506 at a 1/50 dilution.



Immunocytochemistry/ Immunofluorescence - Anti-12 Lipoxygenase/ALOX12 antibody - C-terminal (ab211506)

Immunofluorescence analysis of A549 cells, labeling 12 Lipoxygenase/ALOX12 using ab211506 at a 1/100 dilution. Alexa Fluor 488-conjugated goat anti-rabbit IgG at 1/400 dilution was used as the secondary antibody (green). Cytoplasmic actin was counterstained with Dylight Fluor 554 (red) conjugated Phalloidin (red).



Flow Cytometry (Intracellular) - Anti-12
Lipoxygenase/ALOX12 antibody - C-terminal
(ab211506)

Intracellular Flow Cytometry analysis of K562 cells labeling 12 Lipoxygenase/ALOX12 (bottom histogram), using ab211506 at a 1/10 dilution, and negative control cells (top histogram). FITC-conjugated goat-anti-rabbit secondary antibodies were used for the analysis.

Please note: All products are "FOR RESEARCH USE ONLY. NOT FOR USE IN DIAGNOSTIC PROCEDURES"

Our Abpromise to you: Quality guaranteed and expert technical support

- Replacement or refund for products not performing as stated on the datasheet
- Valid for 12 months from date of delivery
- Response to your inquiry within 24 hours
- We provide support in Chinese, English, French, German, Japanese and Spanish
- Extensive multi-media technical resources to help you
- We investigate all quality concerns to ensure our products perform to the highest standards

If the product does not perform as described on this datasheet, we will offer a refund or replacement. For full details of the Abpromise, please visit <https://www.abcam.cn/abpromise> or contact our technical team.

Terms and conditions

- Guarantee only valid for products bought direct from Abcam or one of our authorized distributors