

Human Pro-Collagen I alpha 1 Matched Antibody Pair Kit ab216064

重组

[1 References](#) [2 图像](#)

概述

产品名称	人Pro-Collagen I alpha 1抗体对试剂盒
检测方法	Colorimetric
检测类型	ELISA set
灵敏度	8.44 pg/ml
范围	62.5 pg/ml - 4000 pg/ml
种属反应性	与反应: Human
产品概述	<p>Human Pro-Collagen I alpha 1 Matched Antibody Pair Kits include a capture and a biotinylated detector antibody pair, along with a calibrated protein standard, suitable for sandwich ELISA. The Matched Antibody Pair Kit can be used to quantify native and recombinant human Pro-Collagen I alpha 1.</p> <p>Optimization of the kit reagents to sample type, immunoassay format or instrumentation may be required. Guidelines for use of this kit in a standard 96-well microplate sandwich ELISA using HRP/TMB system of colorimetric detection is described in this assay procedure for the purposes of quantification.</p> <p>Protocol information and tips on the use of the Matched Antibody Pair kits for sandwich ELISA can be found on our website. An accessory pack can be purchased which includes buffer reagents required to perform 10 x 96-well plate sandwich ELISAs (ab210905).</p> <p>For additional information on the performance of the antibody pair used in this kit, please see our equivalent SimpleStep ELISA kit ab210966. Please note that while the antibody pair is the same provided in the corresponding SimpleStep ELISA Kit, due to differences in their formulation, this antibody pair cannot be used with the consumables provided with our SimpleStep ELISA Kits.</p>
经测试应用	适用于: ELISA
平台	Reagents

性能

存放说明

Store at -20°C. Please refer to protocols.

组件	5 x 96 tests
Human Pro-Collagen I alpha 1 Capture Antibody	1 x 50µg
Human Pro-Collagen I alpha 1 Detector Antibody	1 x 12.5µg
Human Pro-Collagen I alpha 1 Lyophilized Protein	1 vial

功能

Type I collagen is a member of group I collagen (fibrillar forming collagen).

组织特异性

Forms the fibrils of tendon, ligaments and bones. In bones the fibrils are mineralized with calcium hydroxyapatite.

疾病相关

Caffey disease
 Ehlers-Danlos syndrome, classic type
 Ehlers-Danlos syndrome 7A
 Osteogenesis imperfecta 1
 Osteogenesis imperfecta 2
 Osteogenesis imperfecta 3
 Osteogenesis imperfecta 4
 Osteoporosis
 A chromosomal aberration involving COL1A1 is found in dermatofibrosarcoma protuberans.
 Translocation t(17;22)(q22;q13) with PDGF.

序列相似性

Belongs to the fibrillar collagen family.
 Contains 1 fibrillar collagen NC1 domain.
 Contains 1 VWFC domain.

结构域

The C-terminal propeptide, also known as COLFI domain, have crucial roles in tissue growth and repair by controlling both the intracellular assembly of procollagen molecules and the extracellular assembly of collagen fibrils. It binds a calcium ion which is essential for its function.

翻译后修饰

Proline residues at the third position of the tripeptide repeating unit (G-X-P) are hydroxylated in some or all of the chains. Proline residues at the second position of the tripeptide repeating unit (G-P-X) are hydroxylated in some of the chains.
 O-linked glycan consists of a Glc-Gal disaccharide bound to the oxygen atom of a post-translationally added hydroxyl group.

细胞定位

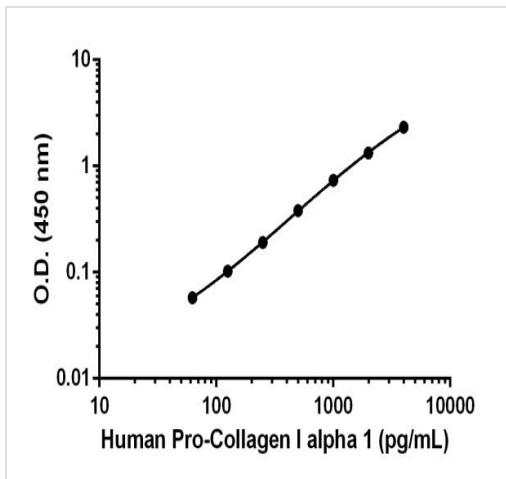
Secreted, extracellular space, extracellular matrix.

应用**The Abpromise guarantee****Abpromise™**承诺保证使用ab216064于以下的经测试应用

“应用说明”部分 下显示的仅为推荐的起始稀释度;实际最佳的稀释度/浓度应由使用者检定。

应用	Ab评论	说明
ELISA		Use at an assay dependent concentration.





图片



Standard calibration curve. Background subtracted values are graphed.

Human Pro-Collagen I alpha 1 standard curve.

Powered by recombinant antibodies

 <p>Research with confidence Consistent and reproducible results</p>	 <p>Long-term and scalable supply Recombinant technology</p>
 <p>Success from the first experiment Confirmed specificity</p>	 <p>Ethical standards compliant Animal-free production</p>

To learn more about the advantages of recombinant antibodies see [here](#).

Sandwich ELISA - Human Pro-Collagen I alpha 1
Matched Antibody Pair Kit (ab216064)

Please note: All products are "FOR RESEARCH USE ONLY. NOT FOR USE IN DIAGNOSTIC PROCEDURES"

Our Abpromise to you: Quality guaranteed and expert technical support

- Replacement or refund for products not performing as stated on the datasheet
- Valid for 12 months from date of delivery
- Response to your inquiry within 24 hours
- We provide support in Chinese, English, French, German, Japanese and Spanish
- Extensive multi-media technical resources to help you
- We investigate all quality concerns to ensure our products perform to the highest standards

If the product does not perform as described on this datasheet, we will offer a refund or replacement. For full details of the Abpromise, please visit <https://www.abcam.cn/abpromise> or contact our technical team.

Terms and conditions

- Guarantee only valid for products bought direct from Abcam or one of our authorized distributors