

Rat TNF alpha ELISA Kit ab100784

★★★★★ [1 Abreviews](#) [6 References](#) [3 图像](#)

概述

产品名称	大鼠TNF alpha ELISA试剂盒
检测方法	Colorimetric
样品类型	Cell culture supernatant, Serum, Plasma
检测类型	Sandwich (quantitative)
灵敏度	< 25 pg/ml
范围	82.3 pg/ml - 20000 pg/ml
回收率	96 %

特定样本回收率

样品类型	平均%	范围
Cell culture supernatant	101.54	89% - 108%
Serum	95.43	84% - 104%
Plasma	93.79	82% - 102%

实验步骤	Multiple steps standard assay
种属反应性	与反应: Rat
产品概述	<p>Abcam's TNF alpha Rat ELISA (Enzyme-Linked Immunosorbent Assay) kit is an <i>in vitro</i> enzyme-linked immunosorbent assay for the quantitative measurement of Rat TNF alpha in serum, plasma, and cell culture supernatants.</p> <p>This assay employs an antibody specific for Rat TNF alpha coated on a 96-well plate. Standards and samples are pipetted into the wells and TNF alpha present in a sample is bound to the wells by the immobilized antibody. The wells are washed and biotinylated anti-Rat TNF alpha antibody is added. After washing away unbound biotinylated antibody, HRP-conjugated streptavidin is pipetted to the wells. The wells are again washed, a TMB substrate solution is added to the wells and color develops in proportion to the amount of TNF alpha bound. The Stop Solution changes the color from blue to yellow, and the intensity of the color is measured at 450nm.</p>
平台	Microplate

性能

存放说明

Store at -20°C. Please refer to protocols.

组件	1 x 96 tests
200X HRP-Streptavidin Concentrate	1 x 200µl
20X Wash Buffer	1 x 25ml
5X Assay Diluent B	1 x 15ml
Assay Diluent A	1 x 30ml
Biotinylated anti-Rat TNF alpha	2 vials
Recombinant Rat TNF alpha Standard (lyophilized)	2 vials
Stop Solution	1 x 8ml
TMB One-Step Substrate Reagent	1 x 12ml
TNF alpha Microplate (12 x 8 wells)	1 unit

功能

Cytokine that binds to TNFRSF1A/TNFR1 and TNFRSF1B/TNFR. It is mainly secreted by macrophages and can induce cell death of certain tumor cell lines. It is potent pyrogen causing fever by direct action or by stimulation of interleukin-1 secretion and is implicated in the induction of cachexia. Under certain conditions it can stimulate cell proliferation and induce cell differentiation.

疾病相关

Genetic variations in TNF are a cause of susceptibility psoriatic arthritis (PSORAS) [MIM:607507]. PSORAS is an inflammatory, seronegative arthritis associated with psoriasis. It is a heterogeneous disorder ranging from a mild, non-destructive disease to a severe, progressive, erosive arthropathy. Five types of psoriatic arthritis have been defined: asymmetrical oligoarthritis characterized by primary involvement of the small joints of the fingers or toes; asymmetrical arthritis which involves the joints of the extremities; symmetrical polyarthritis characterized by a rheumatoidlike pattern that can involve hands, wrists, ankles, and feet; arthritis mutilans, which is a rare but deforming and destructive condition; arthritis of the sacroiliac joints and spine (psoriatic spondylitis).

序列相似性

Belongs to the tumor necrosis factor family.

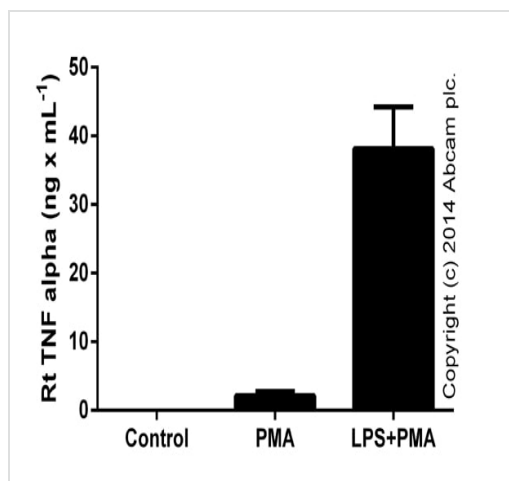
翻译后修饰

The soluble form derives from the membrane form by proteolytic processing.
The membrane form, but not the soluble form, is phosphorylated on serine residues.
Dephosphorylation of the membrane form occurs by binding to soluble TNFRSF1A/TNFR1.
O-glycosylated; glycans contain galactose, N-acetylgalactosamine and N-acetylneuraminic acid.

细胞定位

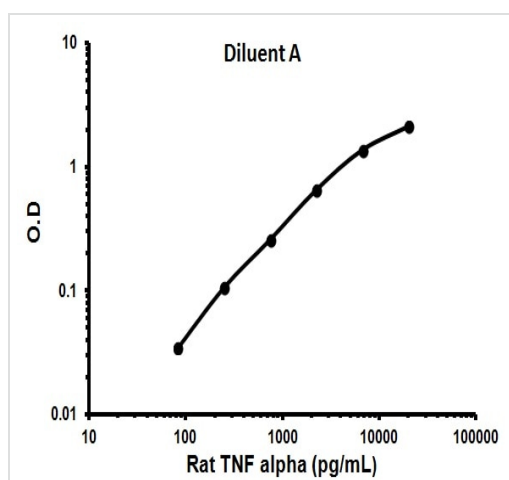
Secreted and Cell membrane.

图片



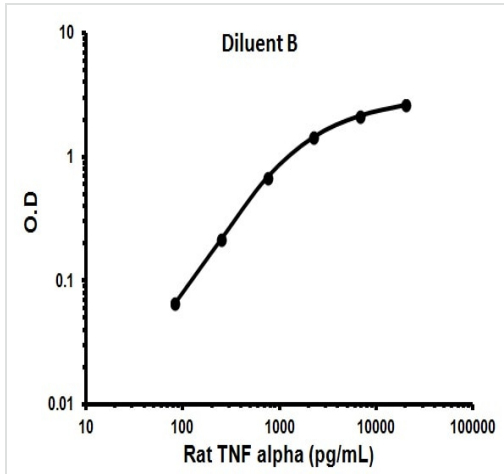
ELISA: TNF alpha Rat ELISA Kit (ab100784)

Rat TNF alpha measured in culture supernatants (dilution range 1/1-1/200) from control NR8383 cells or cells stimulated for 24 hours with 50 ng x mL⁻¹ of PMA ([ab120297](#)) and PMA with the addition of 1 ug x mL⁻¹ of LPS (Sigma) for the last 6 hours (duplicates +/- SD).



Representative Standard Curve using ab100784.

Typical Standard Curve



Representative Standard Curve using ab100784.

Typical Standard Curve

Please note: All products are "FOR RESEARCH USE ONLY. NOT FOR USE IN DIAGNOSTIC PROCEDURES"

Our Abpromise to you: Quality guaranteed and expert technical support

- Replacement or refund for products not performing as stated on the datasheet
- Valid for 12 months from date of delivery
- Response to your inquiry within 24 hours
- We provide support in Chinese, English, French, German, Japanese and Spanish
- Extensive multi-media technical resources to help you
- We investigate all quality concerns to ensure our products perform to the highest standards

If the product does not perform as described on this datasheet, we will offer a refund or replacement. For full details of the Abpromise, please visit <https://www.abcam.cn/abpromise> or contact our technical team.

Terms and conditions

- Guarantee only valid for products bought direct from Abcam or one of our authorized distributors