

Mouse Prolactin ELISA Kit ab100736

★★★★★ [1 Abreviews](#) [16 References](#) [3 图像](#)

概述

产品名称	小鼠Prolactin ELISA试剂盒
检测方法	Colorimetric
样品类型	Cell culture supernatant, Urine, Serum, Plasma
检测类型	Sandwich (quantitative)
灵敏度	< 30 pg/ml
范围	27.43 pg/ml - 20000 pg/ml
回收率	81 %

特定样本回收率

样品类型	平均%	范围
Cell culture supernatant	76.85	68% - 87%
Serum	82.47	73% - 94%
Plasma	76.78	67% - 85%

实验步骤 Multiple steps standard assay

种属反应性 与反应: Mouse

产品概述 Abcam's Prolactin Mouse ELISA (Enzyme-Linked Immunosorbent Assay) kit is an *in vitro* enzyme-linked immunosorbent assay for the quantitative measurement of mouse Prolactin in serum, plasma and cell culture supernatants.

This assay employs an antibody specific for mouse Prolactin coated on a 96-well plate. Standards and samples are pipetted into the wells and Prolactin present in a sample is bound to the wells by the immobilized antibody. The wells are washed and biotinylated anti-mouse Prolactin antibody is added. After washing away unbound biotinylated antibody, HRP-conjugated streptavidin is pipetted to the wells. The wells are again washed, a TMB substrate solution is added to the wells and color develops in proportion to the amount of Prolactin bound. The Stop Solution changes the color from blue to yellow, and the intensity of the color is measured at 450 nm.

平台 Microplate

性能

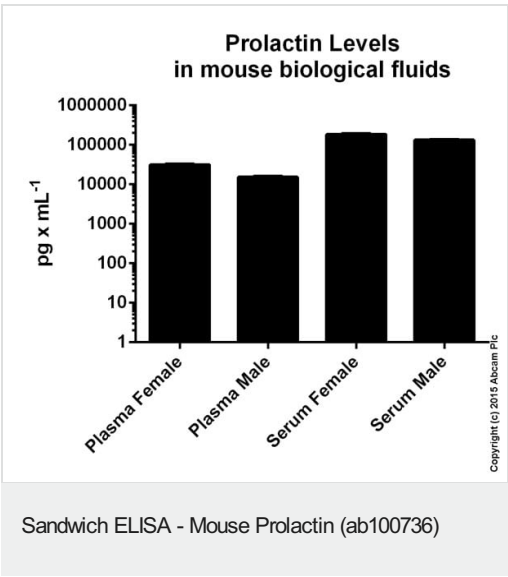
存放说明 Store at -20°C. Please refer to protocols.

组件	1 x 96 tests
200X HRP-Streptavidin Concentrate	1 x 200µl
20X Wash Buffer	1 x 25ml
5X Assay Diluent B	1 x 15ml
Assay Diluent A	1 x 30ml
Assay Diluent C	1 x 30ml
Biotinylated anti-Mouse Prolactin	2 vials
Prolactin Microplate (12 x 8 wells)	1 unit
Recombinant Mouse Prolactin Standard (lyophilized)	2 vials
Stop Solution	1 x 8ml
TMB One-Step Substrate Reagent	1 x 12ml

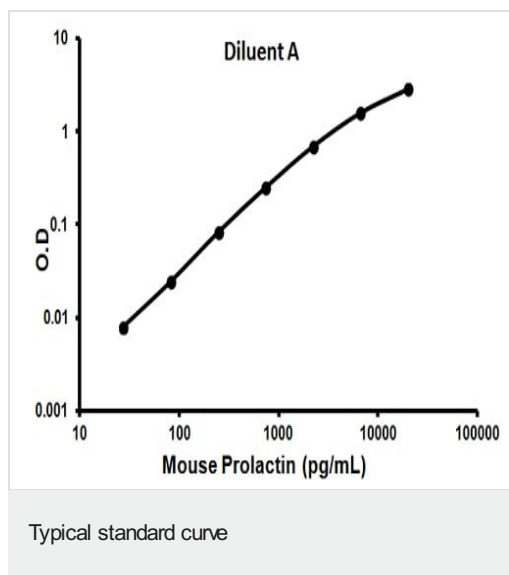
相关性 Various hormones are secreted from the anterior pituitary during development and growth. Prolactin is a growth factor secreted by the anterior pituitary that is necessary for the proliferation and differentiation of the mammary glands. Prolactin acts primarily on the mammary gland by promoting lactation.

细胞定位 Secreted

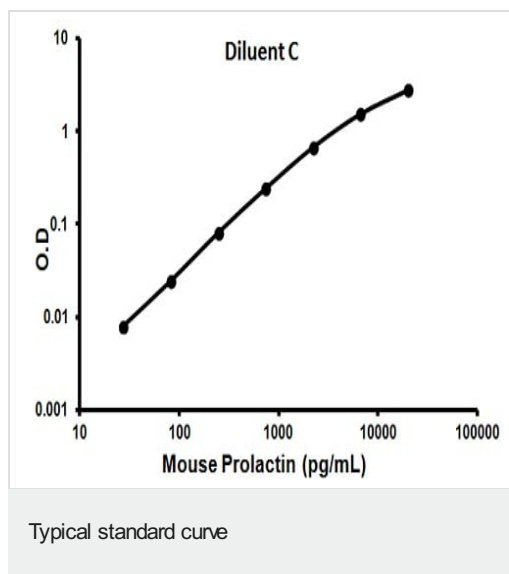
图片



Prolactin measured in mouse biological fluids showing quantity (pg) per mL of tested sample. Samples diluted 10-270 fold.



Representative standard curve using ab100736



Representative standard curve using ab100736

Please note: All products are "FOR RESEARCH USE ONLY. NOT FOR USE IN DIAGNOSTIC PROCEDURES"

Our Abpromise to you: Quality guaranteed and expert technical support

- Replacement or refund for products not performing as stated on the datasheet
- Valid for 12 months from date of delivery
- Response to your inquiry within 24 hours
- We provide support in Chinese, English, French, German, Japanese and Spanish
- Extensive multi-media technical resources to help you
- We investigate all quality concerns to ensure our products perform to the highest standards

If the product does not perform as described on this datasheet, we will offer a refund or replacement. For full details of the Abpromise, please visit <https://www.abcam.cn/abpromise> or contact our technical team.

Terms and conditions

- Guarantee only valid for products bought direct from Abcam or one of our authorized distributors