

Mouse Galectin-7 ELISA Kit ab206988

重组 SimpleStep ELISA

7 图像

概述

产品名称 小鼠Galectin-7 ELISA试剂盒

检测方法 Colorimetric

精确度

批次内

样品	n	Mean	SD	CV%
Serum	5			8.3%

批次间

样品	n	Mean	SD	CV%
Serum	3			4%

样品类型 Serum, Tissue Extracts, Hep Plasma, EDTA Plasma

检测类型 Sandwich (quantitative)

灵敏度 2.6 pg/well

范围 23.44 pg/ml - 1500 pg/ml

回收率

特定样本回收率

样品类型	平均%	范围
Serum	106	104% - 109%
Hep Plasma	107	101% - 113%
EDTA Plasma	104	102% - 105%

检测时间 1h 30m

实验步骤 One step assay

种属反应性 与反应: Mouse

产品概述 Mouse Galectin-7 ELISA Kit (ab206988) is a single-wash 90 min sandwich ELISA designed for the quantitative measurement of Galectin-7 protein in hep plasma, serum, tissue extracts, and

edta plasma. It uses our proprietary SimpleStep ELISA® technology. Quantitate Mouse Galectin-7 with 2.6 pg/well sensitivity.

SimpleStep ELISA® technology employs capture antibodies conjugated to an affinity tag that is recognized by the monoclonal antibody used to coat our SimpleStep ELISA® plates. This approach to sandwich ELISA allows the formation of the antibody-analyte sandwich complex in a single step, significantly reducing assay time. See the SimpleStep ELISA® protocol summary in the image section for further details. Our SimpleStep ELISA® technology provides several benefits:

- Single-wash protocol reduces assay time to 90 minutes or less
- High sensitivity, specificity and reproducibility from superior antibodies
- Fully validated in biological samples
- 96-wells plate breakable into 12 x 8 wells strips

A 384-well SimpleStep ELISA® microplate (**ab203359**) is available to use as an alternative to the 96-well microplate provided with SimpleStep ELISA® kits.

说明

Galectin-7 is a 15kDa monomeric member of the galectin family of carbohydrate-binding proteins. Galectin-7 is primarily expressed in epithelial cells. It is hypothesized to have roles in cell-cell and/or cell-matrix interactions necessary for normal growth control.

Abcam has not and does not intend to apply for the REACH Authorisation of customers' uses of products that contain European Authorisation list (Annex XIV) substances.

It is the responsibility of our customers to check the necessity of application of REACH Authorisation, and any other relevant authorisations, for their intended uses.

平台

Microplate (12 x 8 well strips)

性能

存放说明

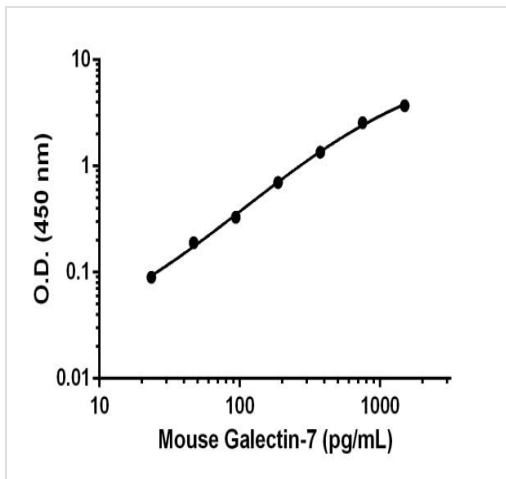
Store at +4°C. Please refer to protocols.

组件	1 x 96 tests
10X Mouse Galectin-7 Capture Antibody	1 x 600µl
10X Mouse Galectin-7 Detector Antibody	1 x 600µl
10X Wash Buffer PT (ab206977)	1 x 20ml
50X Cell Extraction Enhancer Solution (ab193971)	1 x 1ml
5X Cell Extraction Buffer PTR (ab193970)	1 x 10ml
Antibody Diluent 5BR	1 x 6ml
Mouse Galectin-7 Lyophilized Recombinant Protein	2 vials
Plate Seals	1 unit
Sample Diluent NS (ab193972)	1 x 50ml

组件	1 x 96 tests
SimpleStep Pre-Coated 96-Well Microplate (ab206978)	1 unit
Stop Solution	1 x 12ml
TMB Development Solution	1 x 12ml

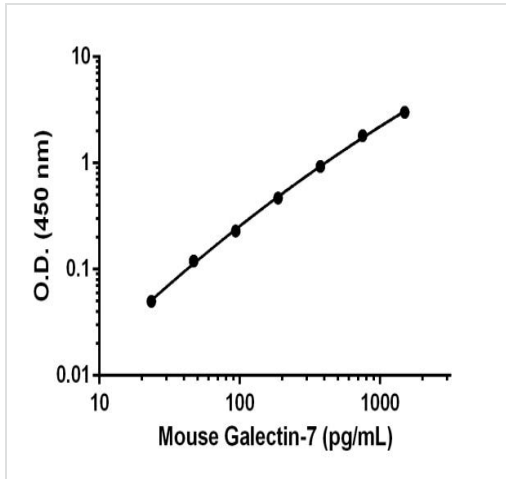
相关性 Galectins belong to a family of related beta-galactoside-binding lectins, also referred to as S-type or S-Lac lectins. Members of this family have been implicated in a variety of functions, including growth regulation, cell adhesion, migration, neoplastic transformation, and immune responses. Galectin 7 is thought to be involved in cell-cell and/or cell-matrix interactions necessary for normal growth control. Galectin 7 has been implicated in apoptosis and is believed to upregulate MMP9 and as such be involved in the progression of tumorigenesis.

图片



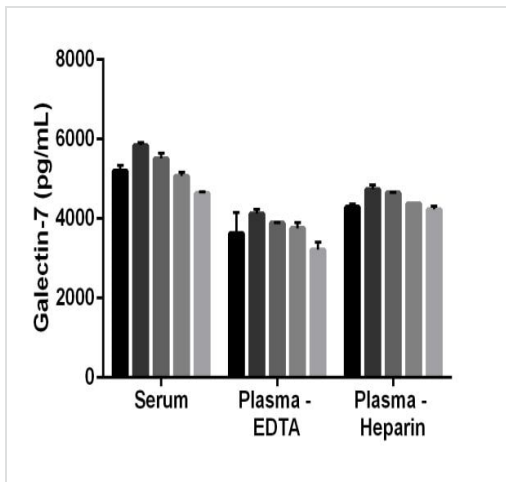
Background-subtracted data values (mean +/- SD) are graphed.

Example of mouse Galectin-7 standard curve in Sample Diluent NS.



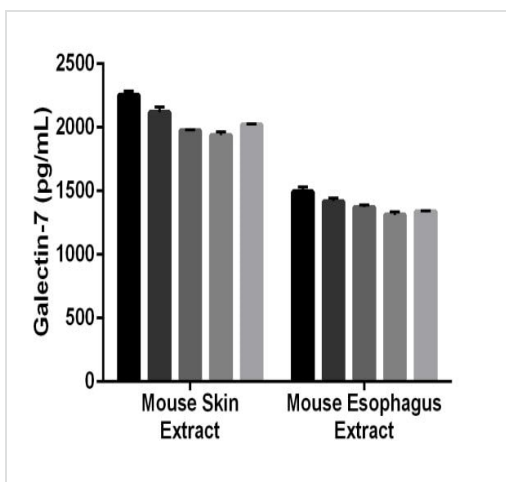
Example of mouse Galectin-7 standard curve in 1X Extraction Buffer PTR.

Background-subtracted data values (mean +/- SD) are graphed.



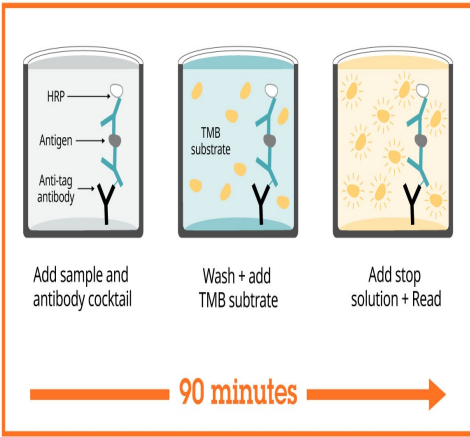
Interpolated concentrations of Galectin-7 in mouse serum, mouse plasma (EDTA), and mouse plasma (heparin).

The concentrations of galectin-7 were measured in duplicate, interpolated from the Galectin-7 standard curve, and corrected for sample dilution. The interpolated dilution factor corrected values are plotted (mean +/- SD, n=2). The mean Galectin-7 concentration was determined to be 5.07 ng/mL in neat mouse serum, 3.56 ng/mL in neat mouse plasma (EDTA), and 4.36 ng/mL in neat mouse plasma (Heparin).



Interpolated concentrations of Galectin-7 in mouse skin and esophagus extracts.

The concentrations of Galectin-7 were measured in duplicate, interpolated from the Galectin-7 standard curve, and corrected for sample dilution. The interpolated dilution factor corrected values are plotted (mean +/- SD, n=2). The mean galectin-7 concentration was determined to be 2.06 ng/mL in 2 µg/mL mouse skin extract and 1.39 ng/mL in 5 µg/mL mouse esophagus extract.



SimpleStep ELISA technology allows the formation of the antibody-antigen complex in one single step, reducing assay time to 90 minutes. Add samples or standards and antibody mix to wells all at once, incubate, wash, and add your final substrate. See protocol for a detailed step-by-step guide.

Sandwich ELISA - Mouse Galectin-7 ELISA Kit
(ab206988)

Powered by
recombinant antibodies

 <p>Research with confidence Consistent and reproducible results</p>	 <p>Long-term and scalable supply Recombinant technology</p>
 <p>Success from the first experiment Confirmed specificity</p>	 <p>Ethical standards compliant Animal-free production</p>

To learn more about the advantages of recombinant antibodies see [here](#).

Sandwich ELISA - Mouse Galectin-7 ELISA Kit
(ab206988)

Get more done with SimpleStep ELISA



Easy to use
Single-wash 90-minute protocol



Flexible
Matched antibody pairs available



Precision antibodies
High sensitivity, specificity and reproducibility



Scalable
Now in 10-pack and 384-well formats

Sandwich ELISA - Mouse Galectin-7 ELISA Kit
(ab206988)

To learn more about the advantages of SimpleStep ELISA® kits see [here](#).

Please note: All products are "FOR RESEARCH USE ONLY. NOT FOR USE IN DIAGNOSTIC PROCEDURES"

Our Abpromise to you: Quality guaranteed and expert technical support

- Replacement or refund for products not performing as stated on the datasheet
- Valid for 12 months from date of delivery
- Response to your inquiry within 24 hours
- We provide support in Chinese, English, French, German, Japanese and Spanish
- Extensive multi-media technical resources to help you
- We investigate all quality concerns to ensure our products perform to the highest standards

If the product does not perform as described on this datasheet, we will offer a refund or replacement. For full details of the Abpromise, please visit <https://www.abcam.cn/abpromise> or contact our technical team.

Terms and conditions

- Guarantee only valid for products bought direct from Abcam or one of our authorized distributors