

Human U-Plasminogen Activator ELISA Kit ab226904

重组 SimpleStep ELISA

1 References [9 图像](#)

概述

产品名称 人U-Plasminogen活化剂ELISA试剂盒

检测方法 Colorimetric

精确度 批次内

样品	n	Mean	SD	CV%
Urine	5			1.7%

批次间

样品	n	Mean	SD	CV%
Urine	3			2.6%

样品类型 Cell culture supernatant, Urine, Serum, Cell culture extracts, Hep Plasma, EDTA Plasma, Cit plasma

检测类型 Sandwich (quantitative)

灵敏度 4 pg/ml

范围 62.5 pg/ml - 4000 pg/ml

回收率 特定样本回收率

样品类型	平均%	范围
Cell culture supernatant	108	96% - 113%
Urine	106	97% - 115%
Serum	87	85% - 90%
Cell culture extracts	84	83% - 86%
Hep Plasma	87	86% - 88%
EDTA Plasma	91	88% - 93%

样品类型	平均%	范围
Cit plasma	89	89% - 90%

检测时间

1h 30m

实验步骤

One step assay

种属反应性

与反应: Human

不与反应: Cow

产品概述

Human U-Plasminogen Activator ELISA Kit (ab226904) is a single-wash 90 min sandwich ELISA designed for the quantitative measurement of U-Plasminogen Activator protein in cell culture extracts, cell culture supernatant, cit plasma, edta plasma, hep plasma, serum, and urine. It uses our proprietary SimpleStep ELISA® technology. Quantitate Human U-Plasminogen Activator with 4 pg/ml sensitivity.

SimpleStep ELISA® technology employs capture antibodies conjugated to an affinity tag that is recognized by the monoclonal antibody used to coat our SimpleStep ELISA® plates. This approach to sandwich ELISA allows the formation of the antibody-analyte sandwich complex in a single step, significantly reducing assay time. See the SimpleStep ELISA® protocol summary in the image section for further details. Our SimpleStep ELISA® technology provides several benefits:

- Single-wash protocol reduces assay time to 90 minutes or less
- High sensitivity, specificity and reproducibility from superior antibodies
- Fully validated in biological samples
- 96-wells plate breakable into 12 x 8 wells strips

A 384-well SimpleStep ELISA® microplate ([ab203359](#)) is available to use as an alternative to the 96-well microplate provided with SimpleStep ELISA® kits.

说明

Abcam has not and does not intend to apply for the REACH Authorisation of customers' uses of products that contain European Authorisation list (Annex XIV) substances.

It is the responsibility of our customers to check the necessity of application of REACH Authorisation, and any other relevant authorisations, for their intended uses.

平台

Pre-coated microplate (12 x 8 well strips)

性能

存放说明

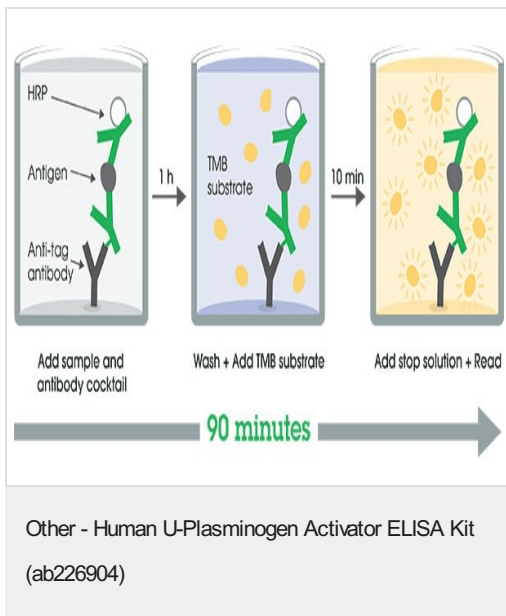
Store at +4°C. Please refer to protocols.

组件	1 x 96 tests
10X Wash Buffer PT (ab206977)	1 x 20ml
50X Cell Extraction Enhancer Solution (ab193971)	1 x 1ml
5X Cell Extraction Buffer PTR (ab193970)	1 x 10ml
Antibody Diluent 4BI	1 x 6ml

组件	1 x 96 tests
10X Human U-Plasminogen Activator Capture Antibody	1 x 600µl
10X Human U-Plasminogen Activator Detector Antibody	1 x 600µl
Human U-Plasminogen Activator Lyophilized Recombinant Protein	2 vials
Plate Seals	1 unit
Sample Diluent NS (ab193972)	1 x 50ml
SimpleStep Pre-Coated 96-Well Microplate (ab206978)	1 unit
Stop Solution	1 x 12ml
TMB Development Solution	1 x 12ml

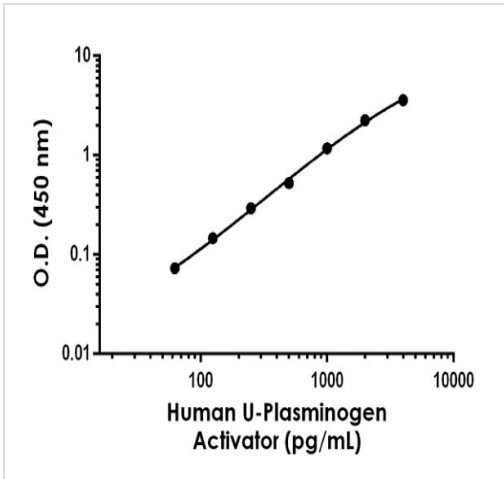
功能	Specifically cleave the zymogen plasminogen to form the active enzyme plasmin.
组织特异性	Expressed in the prostate gland and prostate cancers.
序列相似性	Belongs to the peptidase S1 family. Contains 1 EGF-like domain. Contains 1 kringle domain. Contains 1 peptidase S1 domain.
翻译后修饰	Phosphorylation of Ser-158 and Ser-323 abolishes proadhesive ability but does not interfere with receptor binding.
细胞定位	Secreted.

图片



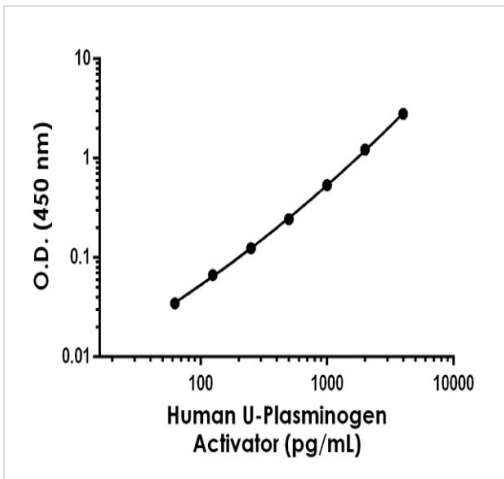
SimpleStep ELISA technology allows the formation of the antibody-antigen complex in one single step, reducing assay time to 90 minutes. Add samples or standards and antibody mix to wells all at once, incubate, wash, and add your final substrate. See protocol for a detailed step-by-step guide.

Background-subtracted data values (mean +/- SD) are graphed.

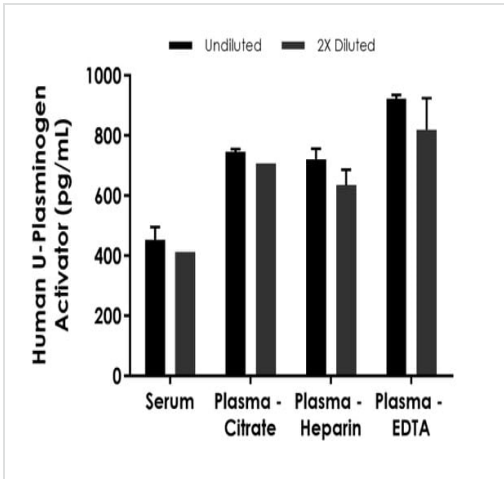


Example of Human U-Plasminogen Activator standard curve in Sample Diluent NS

Background-subtracted data values (mean +/- SD) are graphed.

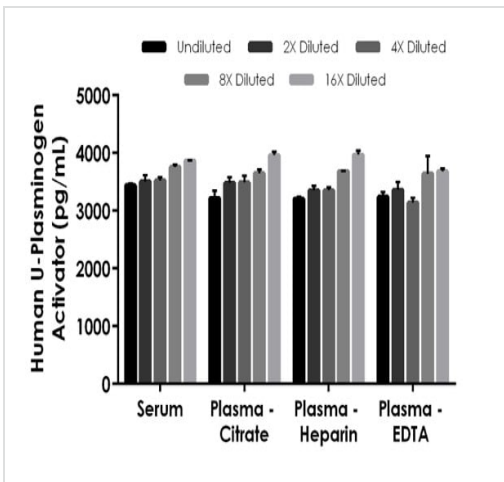


Example of Human U-Plasminogen Activator standard curve in 1X Cell Extraction Buffer PTR



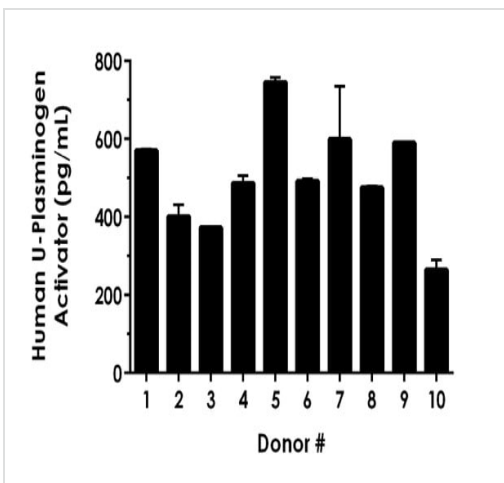
Interpolated concentrations of native U-Plasminogen Activator in Human serum and plasma samples

The concentrations of U-Plasminogen Activator were measured in duplicates, interpolated from the U-Plasminogen Activator standard curves and corrected for sample dilution. Undiluted samples are as follows: serum 25%, plasma (citrate) 25%, plasma (heparin) 25%, and plasma (EDTA) 25%. The interpolated dilution factor corrected values are plotted (mean +/- SD, n=2). The mean U-Plasminogen Activator concentration was determined to be 439 pg/mL in serum, 732 pg/mL in plasma (citrate), 678 pg/mL in plasma (heparin), and 871 pg/ml in plasma (EDTA).



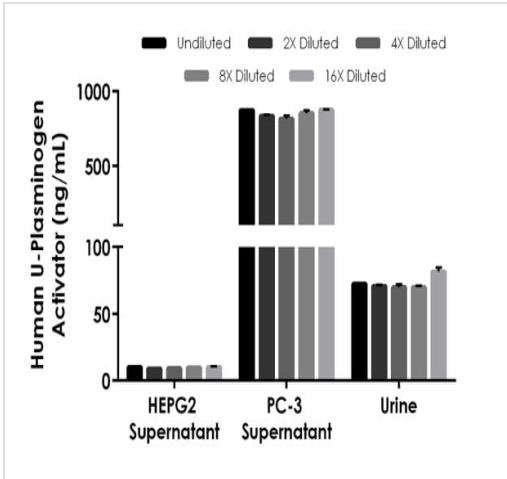
Interpolated concentrations of spiked U-Plasminogen Activator in Human serum and plasma samples

The concentrations of U-Plasminogen Activator were measured in duplicates, interpolated from the U-Plasminogen Activator standard curves and corrected for sample dilution. Undiluted samples are as follows: serum 25%, plasma (citrate) 50%, plasma (heparin) 50%, and plasma (EDTA) 50%. The interpolated dilution factor corrected values are plotted (mean +/- SD, n=2).



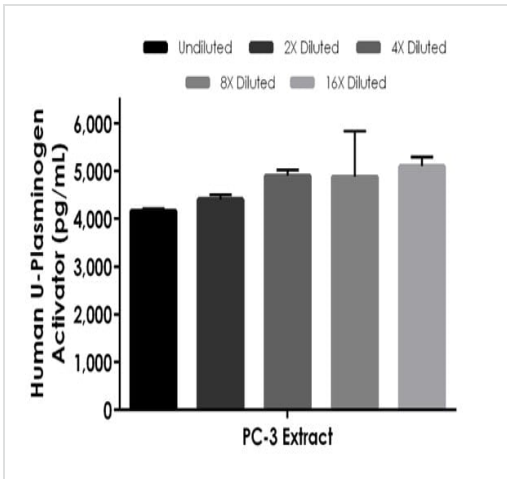
Serum from ten individual healthy Human male donors was measured in duplicate

Interpolated dilution factor corrected values are plotted (mean +/- SD, n=2). The mean U-Plasminogen Activator concentration was determined to be 500 pg/mL with a range of 265 – 745 pg/mL.



Interpolated concentrations of native U-Plasminogen Activator in Human HEPG2 and PC-3 cell culture supernatant and urine samples

The concentrations of U-Plasminogen Activator were measured in duplicates, interpolated from the U-Plasminogen Activator standard curves and corrected for sample dilution. Undiluted samples are as follows: HepG2 supernatant 25%, PC-3 supernatant 1:250, and Urine 5%. The interpolated dilution factor corrected values are plotted (mean +/- SD, n=2). The mean U-Plasminogen Activator concentration was determined to be 10 ng/mL in HepG2 supernatant, 865 ng/mL in PC-3 supernatant, and 73 ng/mL in Urine.



Interpolated concentrations of native U-Plasminogen Activator in Human PC-3 cell extract based on a 31.3 µg/mL extract load

The concentrations of U-Plasminogen Activator were measured in duplicate and interpolated from the U-Plasminogen Activator standard curve and corrected for sample dilution. The interpolated dilution factor corrected values are plotted (mean +/- SD, n=2). The mean U-Plasminogen Activator concentration was determined to be 4689 pg/mL in PC-3 Cell Extract.

Powered by
recombinant antibodies



Research with confidence
Consistent and reproducible results



Long-term and scalable supply
Recombinant technology



Success from the first experiment
Confirmed specificity



Ethical standards compliant
Animal-free production

Sandwich ELISA - Human U-Plasminogen Activator
ELISA Kit (ab226904)

To learn more about the advantages of recombinant antibodies see [here](#).

Please note: All products are "FOR RESEARCH USE ONLY. NOT FOR USE IN DIAGNOSTIC PROCEDURES"

Our Abpromise to you: Quality guaranteed and expert technical support

- Replacement or refund for products not performing as stated on the datasheet
- Valid for 12 months from date of delivery
- Response to your inquiry within 24 hours
- We provide support in Chinese, English, French, German, Japanese and Spanish
- Extensive multi-media technical resources to help you
- We investigate all quality concerns to ensure our products perform to the highest standards

If the product does not perform as described on this datasheet, we will offer a refund or replacement. For full details of the Abpromise, please visit <https://www.abcam.cn/abpromise> or contact our technical team.

Terms and conditions

- Guarantee only valid for products bought direct from Abcam or one of our authorized distributors