

Human FGF basic ELISA Kit (FGF2) ab99979

★★★★★ [1 Abreviews](#) [13 References](#) [4 图像](#)

概述


产品名称	人FGF basic ELISA试剂盒(FGF2)
检测方法	Colorimetric
样品类型	Cell culture supernatant, Serum, Plasma, Cell Lysate
检测类型	Sandwich (quantitative)
灵敏度	< 50 pg/ml
范围	102.4 pg/ml - 10000 pg/ml
回收率	94 %

特定样本回收率

样品类型	平均%	范围
Cell culture supernatant	93.48	83% - 103%
Serum	95.46	84% - 104%
Plasma	92.64	82% - 103%

实验步骤 Multiple steps standard assay

种属反应性 与反应: Human

预测可用于: Pig 

产品概述 Abcam's FGF basic (FGF2) Human ELISA (Enzyme-Linked Immunosorbent Assay) kit is an *in vitro* enzyme-linked immunosorbent assay for the quantitative measurement of Human FGF basic in serum, plasma, and cell culture supernatants.

This assay employs an antibody specific for Human FGF basic coated on a 96-well plate. Standards and samples are pipetted into the wells and FGF basic present in a sample is bound to the wells by the immobilized antibody. The wells are washed and biotinylated anti-Human FGF basic antibody is added. After washing away unbound biotinylated antibody, HRP-conjugated streptavidin is pipetted to the wells. The wells are again washed, a TMB substrate solution is added to the wells and color develops in proportion to the amount of FGF basic bound. The Stop Solution changes the color from blue to yellow, and the intensity of the color is measured at 450 nm.

说明 Optimization may be required with urine samples.

性能

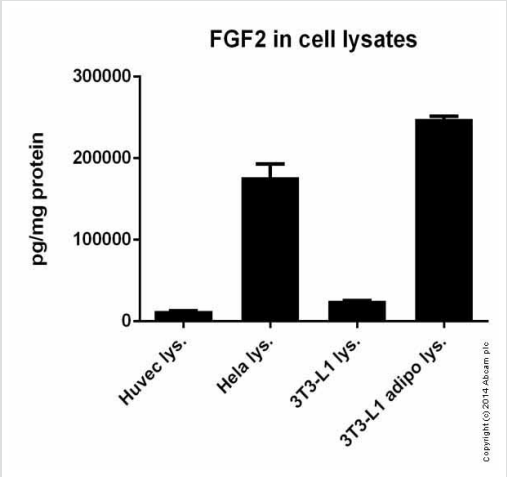
存放说明Store at -20°C. Please refer to protocols.

组件	1 x 96 tests
120X HRP-Streptavidin Concentrate	1 x 200μl
20X Wash Buffer	1 x 25ml
5X Assay Diluent B	1 x 15ml
Assay Diluent A	1 x 30ml
Biotinylated anti-Human FGF basic	2 vials
FGF basic Microplate (12 x 8 wells)	1 unit
Recombinant Human FGF basic Standard (lyophilized)	2 vials
Stop Solution	1 x 8ml
TMB One-Step Substrate Reagent	1 x 12ml

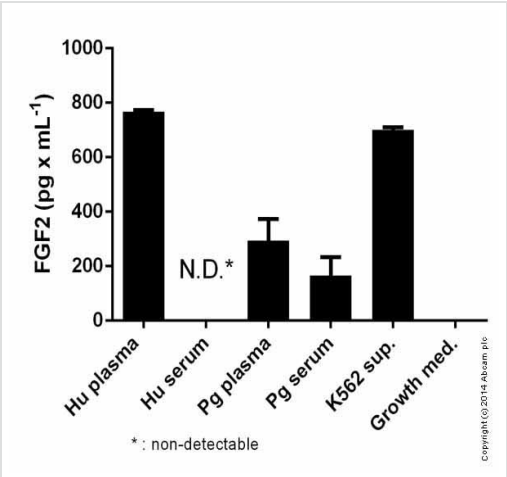
相关性

FGF basic (FGF2) is a member of the fibroblast growth factor (FGF) family. FGF family members bind heparin and possess broad mitogenic and angiogenic activities. FGF2 is involved in diverse biological processes, such as limb and nervous system development, wound healing, and tumor growth. FGF2 mRNA contains multiple polyadenylation sites, and is alternatively translated from AUG and non-AUG (CUG) initiation codons resulting in five different isoforms with distinct properties. The CUG-initiated isoforms are localized in the nucleus and are responsible for the intracrine effect, whereas, the AUG-initiated form is mostly cytosolic and is responsible for the paracrine and autocrine effects of this FGF.

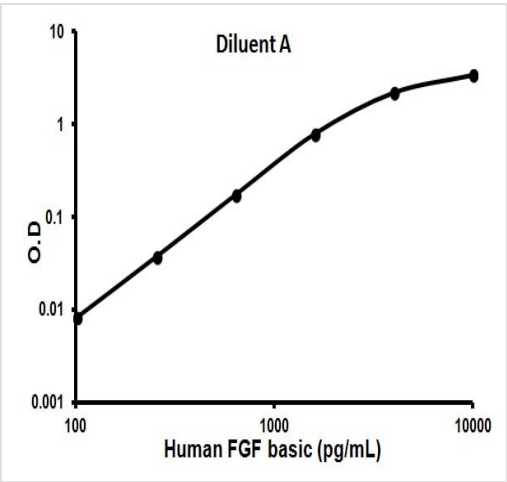
图片



FGF2 measured in cell lysates showing quantity (pg) per mg protein present in tested cells

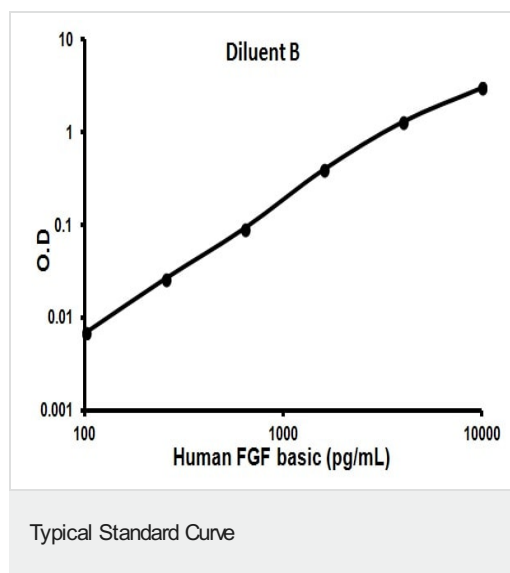


FGFbasic measured in biological fluids showing quantity (pg) per mL of tested sample



Typical Standard Curve

Representative Standard Curve using ab99979.



Representative Standard Curve using ab99979.

Please note: All products are "FOR RESEARCH USE ONLY. NOT FOR USE IN DIAGNOSTIC PROCEDURES"

Our Abpromise to you: Quality guaranteed and expert technical support

- Replacement or refund for products not performing as stated on the datasheet
- Valid for 12 months from date of delivery
- Response to your inquiry within 24 hours
- We provide support in Chinese, English, French, German, Japanese and Spanish
- Extensive multi-media technical resources to help you
- We investigate all quality concerns to ensure our products perform to the highest standards

If the product does not perform as described on this datasheet, we will offer a refund or replacement. For full details of the Abpromise, please visit <https://www.abcam.cn/abpromise> or contact our technical team.

Terms and conditions

- Guarantee only valid for products bought direct from Abcam or one of our authorized distributors