

Human Ferritin ELISA Kit ab108837

★★★★★ [1 Abreviews](#) [16 References](#) [3 图像](#)

概述

产品名称 人Ferritin ELISA试剂盒

检测方法 Colorimetric

精确度 批次内

样品	n	Mean	SD	CV%
Overall				5.8%

批次间

样品	n	Mean	SD	CV%
Overall				10%

样品类型 Milk, Urine, Serum, Plasma, Tissue, Cell Lysate, Cerebral Spinal Fluid

检测类型 Sandwich (quantitative)

灵敏度 = 0.5 ng/ml


范围 0.781 ng/ml - 50 ng/ml

回收率 95 %

检测时间 4h 0m

实验步骤 Multiple steps standard assay

种属反应性 **与反应:** Human

预测可用于: Monkey 

产品概述 Abcam's Ferritin Human *in vitro* ELISA (Enzyme-Linked Immunosorbent Assay) kit is designed for the quantitative measurement of Ferritin concentrations in plasma, serum, milk, cerebrospinal fluid and cell culture supernatants.

A Ferritin specific antibody has been precoated onto 96-well plates and blocked. Standards or test samples are added to the wells and subsequently a Ferritin specific biotinylated detection antibody is added and then followed by washing with wash buffer. Streptavidin-Peroxidase Complex is added and unbound conjugates are washed away with wash buffer. TMB is then used to visualize Streptavidin-Peroxidase enzymatic reaction. TMB is catalyzed by Streptavidin-Peroxidase to produce a blue color product that changes into yellow after adding acidic stop

solution. The density of yellow coloration is directly proportional to the amount of Ferritin captured in plate.

The entire kit may be stored at -20°C for long term storage before reconstitution - Avoid repeated freeze-thaw cycles.

平台 Microplate

性能

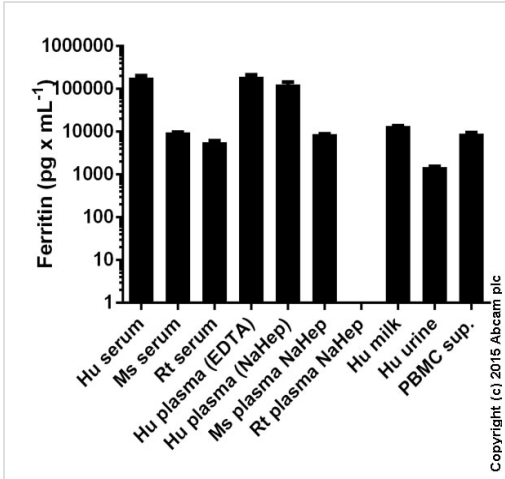
存放说明 Store at -20°C. Please refer to protocols.

组件	1 x 96 tests
100X Streptavidin-Peroxidase Conjugate	1 x 80µl
10X Diluent M Concentrate	1 x 20ml
20X Wash Buffer Concentrate	2 x 30ml
50X Biotinylated Human Ferritin Antibody	1 x 120µl
Chromogen Substrate	1 x 7ml
Ferritin Microplate (12 x 8 well strips)	1 unit
Ferritin Standard	1 vial
Sealing Tapes	3 units
Stop Solution	1 x 11ml

功能 Stores iron in a soluble, non-toxic, readily available form. Important for iron homeostasis. Has ferroxidase activity. Iron is taken up in the ferrous form and deposited as ferric hydroxides after oxidation. Also plays a role in delivery of iron to cells. Mediates iron uptake in capsule cells of the developing kidney.

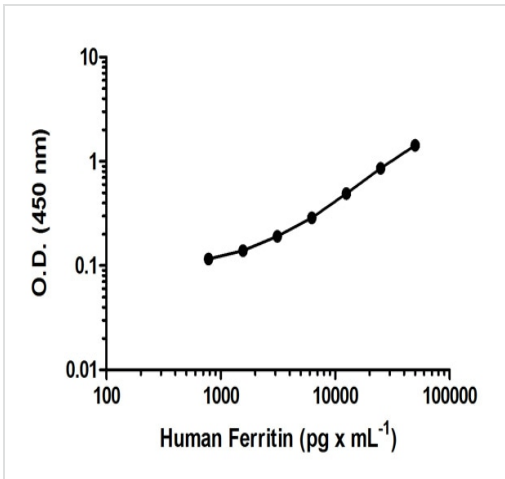
序列相似性 Belongs to the ferritin family.
Contains 1 ferritin-like diiron domain.

图片



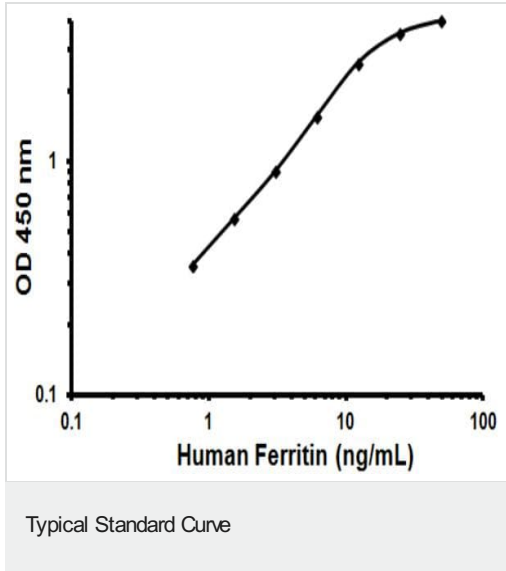
Human Ferritin measured in biological fluids showing quantity (pg) per mL of tested sample. Serum and plasma samples were diluted 10-20 fold. Milk, urine and PBMC supernatant were diluted 1-4 fold.

Sandwich ELISA - Ferritin Human ELISA Kit (ab108837)



Human Ferritin standard curve: mean of duplicates (+/- SD)

Sandwich ELISA - Ferritin Human ELISA Kit (ab108837)



Representative Standard Curve using ab108837

Please note: All products are "FOR RESEARCH USE ONLY. NOT FOR USE IN DIAGNOSTIC PROCEDURES"

Our Abpromise to you: Quality guaranteed and expert technical support

- Replacement or refund for products not performing as stated on the datasheet
- Valid for 12 months from date of delivery
- Response to your inquiry within 24 hours
- We provide support in Chinese, English, French, German, Japanese and Spanish
- Extensive multi-media technical resources to help you
- We investigate all quality concerns to ensure our products perform to the highest standards

If the product does not perform as described on this datasheet, we will offer a refund or replacement. For full details of the Abpromise, please visit <https://www.abcam.cn/abpromise> or contact our technical team.

Terms and conditions

- Guarantee only valid for products bought direct from Abcam or one of our authorized distributors