

Corticosterone ELISA kit ab108821

★★★★★ 3 Abreviews 134 References 2 图像

概述

产品名称

检测方法

精确度

样品类型

检测类型

灵敏度

范围

回收率

检测时间

实验步骤

种属反应性

产品概述

Corticosterone ELISA试剂盒

Colorimetric

批次内

| 样品 | n | Mean | SD | CV% |
|---------|---|------|----|------|
| Overall | | | | 5.4% |

批次间

| 样品 | n | Mean | SD | CV% |
|---------|---|------|----|-------|
| Overall | | | | 10.6% |

Saliva, Milk, Urine, Serum, Plasma

Competitive

= 0.28 ng/ml


0.391 ng/ml - 25 ng/ml

= 98 %

3h 00m

Multiple steps standard assay

与反应: Mouse, Rat, Human, Baboon

预测可用于: Rabbit, Horse, Cow, Dog, Pig 

Corticosterone ELISA kit is a competitive Enzyme-Linked Immunosorbent Assay designed for the quantitative measurement of Corticosterone levels in plasma, serum, urine, milk, and saliva samples.

proportional to the amount of Corticosterone captured in plate.

Please note the concentrations of the kit components are lot-specific and the end user should always refer to the vial label

The entire kit may be stored at -20°C for long term storage before reconstitution - Avoid repeated freeze-thaw cycles.

平台 Microplate

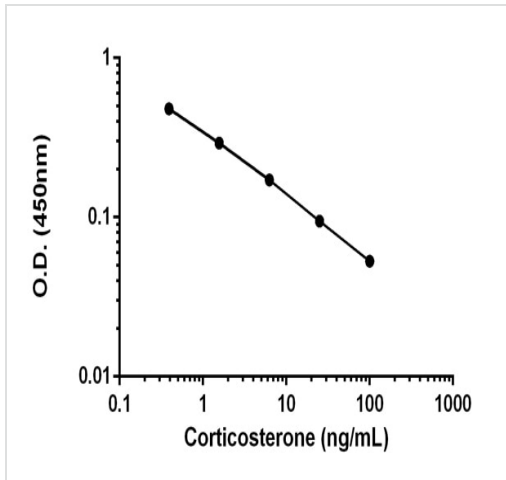
性能

存放说明 Store at -20°C. Please refer to protocols.

| 组件 | 1 x 96 tests | 1 x 96 tests |
|------------------------------------------------------|--------------|--------------|
| 100X Streptavidin-Peroxidase Conjugate | 1 x 80µl | 1 x 80µl |
| 10X Diluent S Concentrate | 1 x 20ml | 1 x 20ml |
| 2X Biotinylated Corticosterone Protein (Lyophilized) | 1 vial | 1 vial |
| 20X Wash Buffer Concentrate | 1 x 30ml | 1 x 30ml |
| Chromogen Substrate | 1 x 7ml | 1 x 7ml |
| Corticosterone Microplate (12 x 8 well strips) | 1 unit | 1 unit |
| Corticosterone Standard | 1 vial | 1 vial |
| Sealing Tapes | 3 units | 3 units |
| Stop Solution | 1 x 11ml | 1 x 11ml |

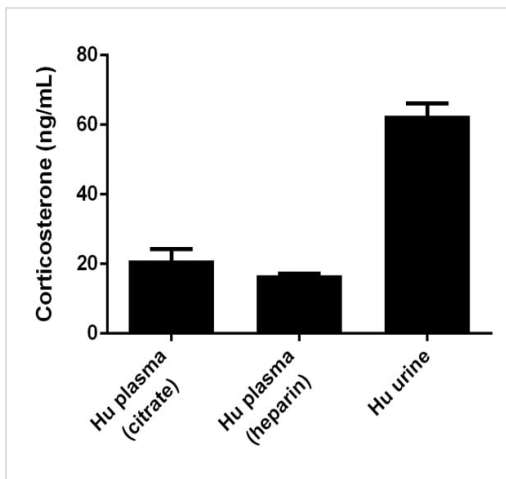
相关性 Corticosterone is the adrenal steroid, the major glucocorticoid. Glucocorticoid hormones are also known as corticosteroid hormones and are synthesized mainly in the adrenal cortex; however, more recently the enzymes involved in their synthesis have been found in a variety of cells and tissues, including the heart. The effects of these hormones are mediated via both cytoplasmic mineralocorticoid receptors (MRs) and glucocorticoid receptors (GRs), which act as ligand-inducible transcription factor. Corticosterone has profound effect on the structure and function of the hippocampus. Brain corticosterone action through the glucocorticoid receptor may involve memory storage. Emotional stress might cause increases in plasma corticosterone.

图片



Competitive ELISA with ab108821.

Competitive ELISA - Corticosterone (ab108821)



Corticosterone measured in biological fluids showing quantity (ng) per mL of tested sample.

Competitive ELISA - Corticosterone ELISA kit
(ab108821)

Please note: All products are "FOR RESEARCH USE ONLY. NOT FOR USE IN DIAGNOSTIC PROCEDURES"

Our Abpromise to you: Quality guaranteed and expert technical support

- Replacement or refund for products not performing as stated on the datasheet
- Valid for 12 months from date of delivery
- Response to your inquiry within 24 hours
- We provide support in Chinese, English, French, German, Japanese and Spanish
- Extensive multi-media technical resources to help you
- We investigate all quality concerns to ensure our products perform to the highest standards

If the product does not perform as described on this datasheet, we will offer a refund or replacement. For full details of the Abpromise, please visit <https://www.abcam.cn/abpromise> or contact our technical team.

Terms and conditions

- Guarantee only valid for products bought direct from Abcam or one of our authorized distributors