

### Y-27632 dihydrochloride, Rho kinase inhibitor ab120129

★★★★★ [2 Abreviews](#) [120 References](#) [3 图像](#)

#### 概述

产品名称	Y-27632 dihydrochloride, Rho kinase抑制剂
描述	Selective Rho kinase抑制剂
生物学描述	Y-27632 is a research tool with a wide variety of biological effects, mainly used in the field of stem cell research for maintenance and differentiation. Commonly used as 3D growth matrix component; also a component of brain organoid differentiation media.

How others have used Y-27632 in their research:

**Maintenance** of tissue culture of iPSCs; 10  $\mu$ M Y-27632 for 24 hr; Montefiori et al (2018)

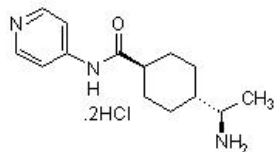
**Reprogramming** of breast cancer cells to induced progenitor-like cells (iPLs) ; 2  $\mu$ M Y27632 ; Yuan et al (2018)

**Differentiation** - Y-27632 enables human embryonic stem cells to survive and differentiate into cortical and basal telencephalic progenitors; Watanabe et al (2007)

\*Also available in simple stock solutions ([ab144494](#)) - add 1 ml of water to get an exact, ready-to-use concentration.

CAS编号 129830-38-2

#### 化学结构



#### 性能

化学名称	(R)-(+)-trans-4-(1-Aminoethyl)-N-(4-pyridyl)cyclohexanecarboxamide dihydrochloride
分子量	320.26
分子式	C <sub>14</sub> H <sub>21</sub> N <sub>3</sub> O.2HCl
PubChem识别号	9901617
存放说明	Store at +4°C. Store under desiccating conditions. The product can be stored for up to 2 years.
溶解度概述	Soluble in water to 100 mM and in DMSO to 100mM

## 处理

Wherever possible, you should prepare and use solutions on the same day. However, if you need to make up stock solutions in advance, we recommend that you store the solution as aliquots in tightly sealed vials at -20°C. Generally, these will be useable for up to one month. Before use, and prior to opening the vial we recommend that you allow your product to equilibrate to room temperature for at least 1 hour.

Refer to SDS for further information.

Need more advice on solubility, usage and handling? Please visit our [frequently asked questions \(FAQ\) page](#) for more details.

## SMILES

Cl.Cl.O=C(Nc1ccncc1)[C@@H]2CC[C@H](CC2)[C@@H](C)N

## 来源

Synthetic

## 应用

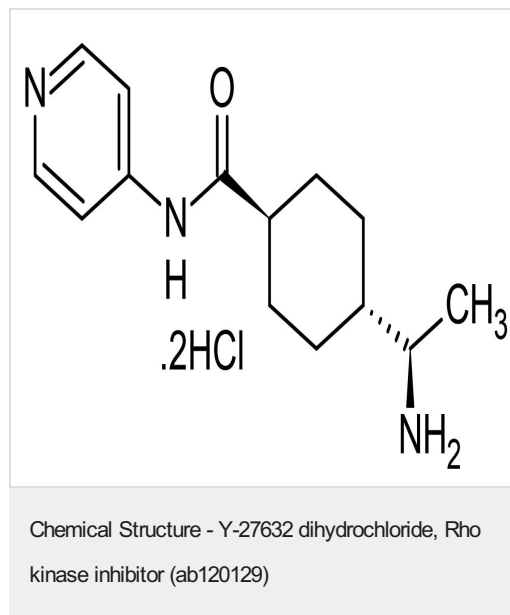
### The Abpromise guarantee

**Abpromise™**承诺保证使用ab120129于以下的经测试应用

“应用说明”部分 下显示的仅为推荐的起始稀释度;实际最佳的稀释度/浓度应由使用者检定。

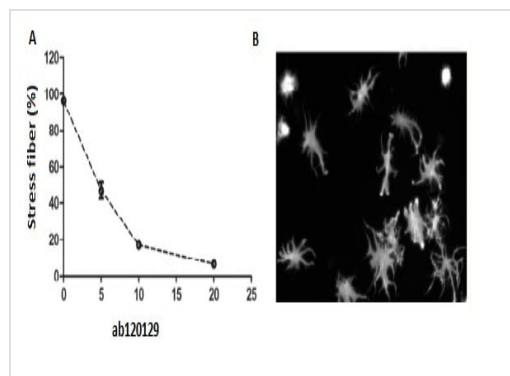
应用	Ab评论	说明
Functional Studies		Use at an assay dependent concentration.

## 图片



2D chemical structure image of ab120129, Y-27632

dihydrochloride, Rho kinase inhibitor



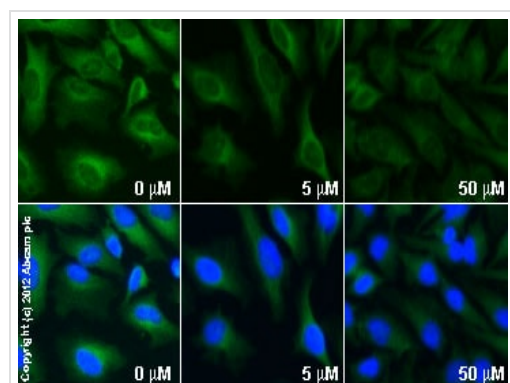
Functional Studies - Y-27632 dihydrochloride, Rho kinase inhibitor (ab120129)

Shiri D et al. PLoS One. 2012; 7(7): e41958. doi: 10.1371/journal.pone.0044400 Reproduced under the Creative Commons license <http://creativecommons.org/licenses/by/4.0/>

A: Serum-starved human TM cells were incubated on chamber glass slides coated with recombinant human Gal8 in the presence of the ROCK inhibitor ab120129, at different concentrations. After 2 hr, cells were stained with rhodamine-labeled phalloidin, and cells with robust stress fibers were enumerated. Data are expressed as mean±SEM.

B: Cells were treated with an 120129 (Y27632) at 20 μM, stained with rhodamine-labeled phalloidin, and random fields were photographed. Note that cells treated with ab120129 are not spread and exhibit dendrite-like structures.

Credit: Shiri D et al. PLoS One. 2012; 7(7): e41958. doi: 10.1371/journal.pone.0044400



Functional Studies - Y-27632 dihydrochloride, Rho kinase inhibitor (ab120129)

**ab46154** staining VEGF in HeLa cells treated with Y-27632 dihydrochloride (ab120129), by ICC/IF. Decrease in VEGF expression correlates with increased concentration of Y-27632 dihydrochloride, as described in literature.

The cells were incubated at 37°C for 1h in media containing different concentrations of ab120129 (Y-27632 dihydrochloride) in DMSO, fixed with 100% methanol for 5 minutes at -20°C and blocked with PBS containing 10% goat serum, 0.3 M glycine, 1% BSA and 0.1% tween for 2h at room temperature. Staining of the treated cells with **ab46154** (5 μg/ml) was performed overnight at 4°C in PBS containing 1% BSA and 0.1% tween. A DyLight 488 goat anti-rabbit polyclonal antibody (**ab96899**) at 1/250 dilution was used as the secondary antibody. Nuclei were counterstained with DAPI and are shown in blue.

**Please note:** All products are "FOR RESEARCH USE ONLY. NOT FOR USE IN DIAGNOSTIC PROCEDURES, NOT FOR USE IN HUMANS"

## Our Abpromise to you: Quality guaranteed and expert technical support

- Replacement or refund for products not performing as stated on the datasheet
- Valid for 12 months from date of delivery
- Response to your inquiry within 24 hours

- We provide support in Chinese, English, French, German, Japanese and Spanish
- Extensive multi-media technical resources to help you
- We investigate all quality concerns to ensure our products perform to the highest standards

If the product does not perform as described on this datasheet, we will offer a refund or replacement. For full details of the Abpromise, please visit <https://www.abcam.cn/abpromise> or contact our technical team.

## Terms and conditions

---

- Guarantee only valid for products bought direct from Abcam or one of our authorized distributors
- Abcam biochemicals are novel compounds and we have not tested their biological activity in house. Please use the literature to identify how to use these products effectively. If you require further assistance please contact the scientific support team