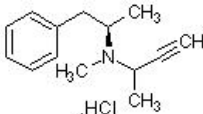


# (R)-(-)-Deprenyl hydrochloride (Selegiline hydrochloride), MAO-B selective inhibitor ab120604

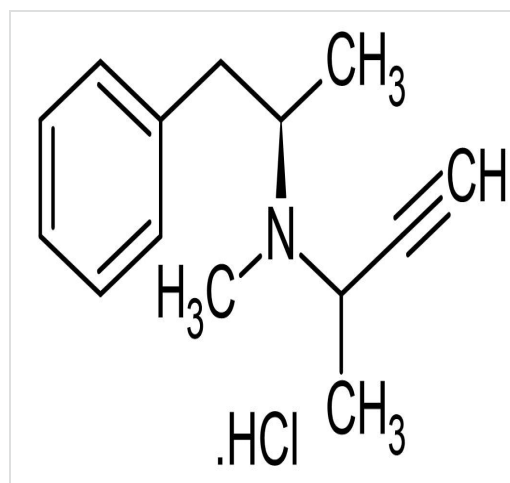
3 References 2 图像

## 概述

产品名称	(R)-(-)-Deprenyl hydrochloride (Selegiline hydrochloride), MAO-B selective抑制剂
描述	MAO-B selective抑制剂
生物学描述	Selective and irreversible MAO-B inhibitor ( $IC_{50} = 6.8 \text{ nM}$ ). Elicits neuroprotective and neuronal rescue activity. Alleviates oxidative stress.
纯度	> 99%
CAS编号	14611-52-0
化学结构	

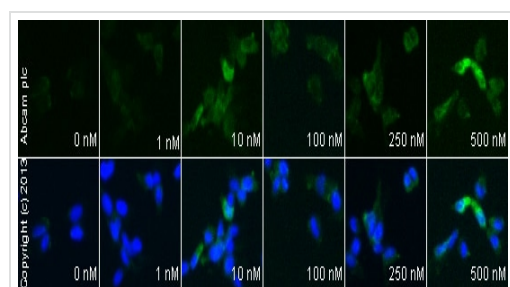
## 性能

化学名称	(R)-(-)-N-α-Dimethyl-N-2-propynylbenzeneethanamine hydrochloride
分子量	223.74
分子式	$C_{13}H_{17}N.HCl$
PubChem识别号	26758
存放说明	Store at Room Temperature. The product can be stored for up to 12 months.
溶解度概述	Soluble in water to 100 mM
处理	<p>Wherever possible, you should prepare and use solutions on the same day. However, if you need to make up stock solutions in advance, we recommend that you store the solution as aliquots in tightly sealed vials at <math>-20^{\circ}\text{C}</math>. Generally, these will be useable for up to one month. Before use, and prior to opening the vial we recommend that you allow your product to equilibrate to room temperature for at least 1 hour.</p> <p>Toxic, refer to SDS for further information.</p> <p>Need more advice on solubility, usage and handling? Please visit our <a href="#">frequently asked questions (FAQ) page</a> for more details.</p>
SMILES	<chem>C[C@H](CC1=CC=CC=C1)N(C)CC#C.Cl</chem>



Chemical Structure - (R)-(-)-Deprenyl hydrochloride (Selegiline hydrochloride), MAO-B selective inhibitor (ab120604)

2D chemical structure image of ab120604, (R)-(-)-Deprenyl hydrochloride (Selegiline hydrochloride), MAO-B selective inhibitor



Immunocytochemistry/ Immunofluorescence - (R)-(-)-Deprenyl hydrochloride (Selegiline hydrochloride), MAO-B selective inhibitor (ab120604)

**ab692** staining Bcl2 in SK-N-SH cells treated with (R)-(-)-Deprenyl hydrochloride (Selegiline hydrochloride) (ab120604), by ICC/IF. Increase of Bcl2 expression correlates with increased concentration of (R)-(-)-Deprenyl hydrochloride (Selegiline hydrochloride), as described in literature.

The cells were incubated at 37°C for 3h in media containing different concentrations of ab120604 ((R)-(-)-Deprenyl hydrochloride (Selegiline hydrochloride)) in DMSO, fixed with 4% formaldehyde for 10 minutes at room temperature and blocked with PBS containing 10% goat serum, 0.3 M glycine, 1% BSA and 0.1% tween for 2h at room temperature. Staining of the treated cells with **ab692** (5 µg/ml) was performed overnight at 4°C in PBS containing 1% BSA and 0.1% tween. A DyLight 488 anti-mouse polyclonal antibody (**ab96879**) at 1/250 dilution was used as the secondary antibody. Nuclei were counterstained with DAPI and are shown in blue.

**Please note:** All products are "FOR RESEARCH USE ONLY. NOT FOR USE IN DIAGNOSTIC PROCEDURES, NOT FOR USE IN HUMANS"

#### Our Abpromise to you: Quality guaranteed and expert technical support

- Replacement or refund for products not performing as stated on the datasheet
- Valid for 12 months from date of delivery

- Response to your inquiry within 24 hours
- We provide support in Chinese, English, French, German, Japanese and Spanish
- Extensive multi-media technical resources to help you
- We investigate all quality concerns to ensure our products perform to the highest standards

If the product does not perform as described on this datasheet, we will offer a refund or replacement. For full details of the Abpromise, please visit <https://www.abcam.cn/abpromise> or contact our technical team.

## **Terms and conditions**

---

- Guarantee only valid for products bought direct from Abcam or one of our authorized distributors
- Abcam biochemicals are novel compounds and we have not tested their biological activity in house. Please use the literature to identify how to use these products effectively. If you require further assistance please contact the scientific support team