

LDH Assay Kit / Lactate Dehydrogenase Assay Kit (Colorimetric) ab102526

★★★★★ [1 Abreviews](#) [195 References](#) [4 图像](#)

概述

产品名称	LDH Assay试剂盒/ Lactate Dehydrogenase Assay试剂盒(Colorimetric)
检测方法	Colorimetric
样品类型	Cell culture supernatant, Urine, Serum, Plasma, Other biological fluids, Tissue Extracts
检测类型	Enzyme activity (quantitative)
灵敏度	> 1 mU/ml
范围	1 mU/ml - 100 mU/ml
检测时间	0h 30m
产品概述	Lactate Dehydrogenase (LDH) Assay Kit (Colorimetric) ab102526 quantifies LDH activity in a variety of samples such as serum or plasma, tissue, cells, and culture medium.

In the LDH assay protocol, LDH reduces NAD to NADH, which then interacts with a specific probe to produce a color (OD max = 450 nm). The kit can detect 1 - 100 mU/mL of LDH directly in samples. The assay is quick, convenient, and sensitive.

LDH assay protocol summary:

- add samples and standards to wells
- add reaction mix
- analyze every 2-3 min for at least 30 min with microplate reader in kinetic mode at 37°C

说明

This product is manufactured by BioVision, an Abcam company and was previously called K726 Lactate Dehydrogenase Activity Colorimetric Assay Kit. K726-500 is the same size as the 500 test size of ab102526.

To measure LDH release into cell culture medium from cultured cells in a cytotoxicity experiment, we recommend **LDH assay kit ab65393**, which is designed specifically as a cytotoxicity assay.

This LDH assay kit ab102526 is designed in a more flexible format for use with a variety of sample types (this includes cell culture medium, and this kit may be used in cytotoxicity assays).

This flexible format LDH assay kit is also available as a **fluorometric LDH assay kit ab197000**.

How other researchers have used LDH Assay Kit ab102526

This LDH assay kit has been used in publications in a variety of sample types, including:

- Human: serum¹

- Mouse: kidney tissue², kidney epithelial cell line lysates³, muscle tissue⁴, serum^{2,5}, vaginal lavage fluid⁶, liver tissue⁷
 - Rat: H8C2 cell lysates⁸

It has also been used in LDH release cytotoxicity cell culture assays including in human hippocampal neuronal cultures⁹, THP-1 cells¹⁰, primary chondrocyte cells on a membrane scaffold¹¹, primary lymphocytes¹², ovarian cancer cells co-cultured with mouse splenocytes in a cytotoxic T lymphocyte assay¹³

References: 1-Zhang Z et al 2018, Solivio MJ et al 2016; 2-Niles DJ et al 2018; 3-Tanner LB et al 2018; 4-Tam BT et al 2018; 5-Kim HY et al 2016; 6-Nash EE et al 2016; 7-Lai C et al 2018; 8-Zhou Z et al 2018; 9-Wang Q et al 2019; 10-Alimov I et al 2019; 11-Stocco TD et al 2019; 12-Dreisig K et al 2018; 13-Sun Y et al 2018

平台 Microplate reader

性能

存放说明 Store at -20°C. Please refer to protocols.

组件	500 tests
LDH Assay Buffer	1 x 50ml
LDH Positive Control	1 vial
NADH Standard I	1 vial
Substrate Mix	1 vial

通路 Fermentation; pyruvate fermentation to lactate; (S)-lactate from pyruvate: step 1/1.

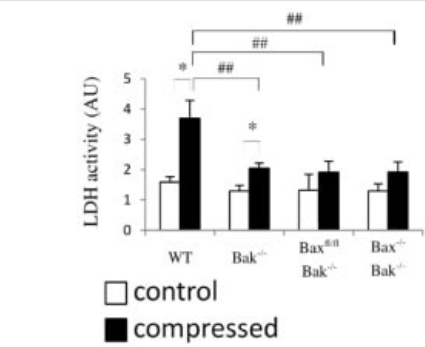
疾病相关 Defects in LDHA are the cause of glycogen storage disease type 11 (GSD11) [MIM:612933]. A metabolic disorder that results in exertional myoglobinuria, pain, cramps and easy fatigue.

序列相似性 Belongs to the LDH/MDH superfamily. LDH family.

翻译后修饰 ISGylated.

细胞定位 Cytoplasm.

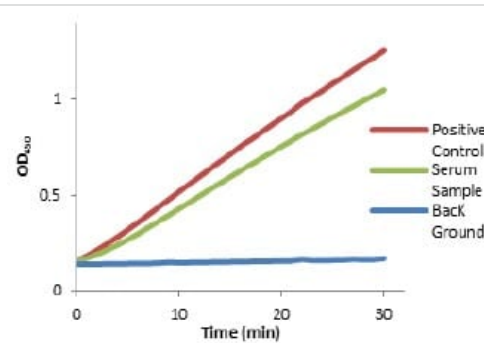
图片



LDH assay on mouse skeletal muscle

Tam BT et al. 2018 Sci Rep 8:3689 Use licensed under: <http://creativecommons.org/licenses/by/4.0/>

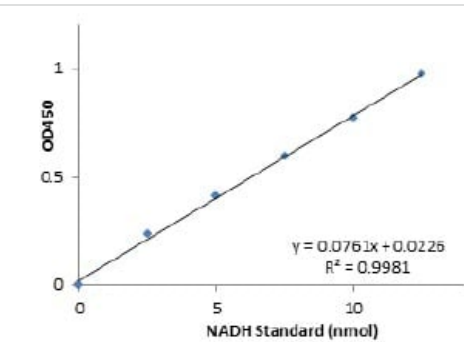
Tam BT *et al.* used the LDH assay kit on mouse skeletal muscle tissue lysates comparing pressure-induced compressed and control samples across a range of knockout mice lines.



Functional Studies - Lactate Dehydrogenase

Colorimetric Assay Kit (ab102526)

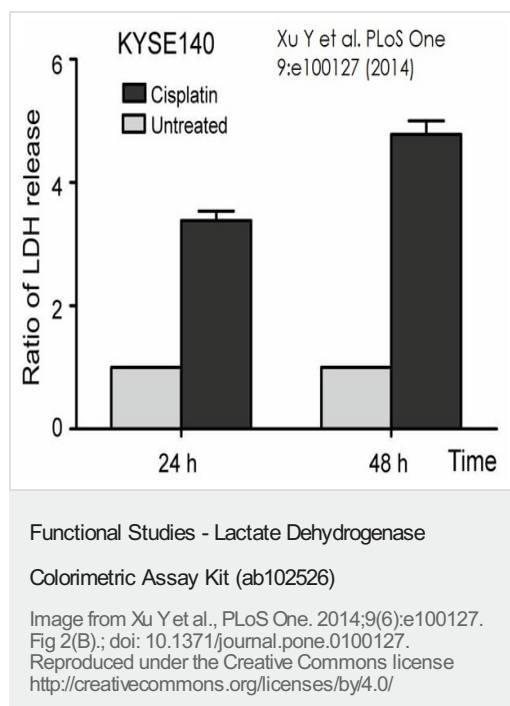
Kinetic profiles of approx 0.5 mU of a sample of pure LDH (Positive Control) and 2 µL frozen human serum using buffer as a background control.



Functional Studies - Lactate Dehydrogenase

Colorimetric Assay Kit (ab102526)

NADH Standard Curve.



Cellular necrosis was measured as LDH release after cisplatin treatment for 24 h and 48 h using ab102526. The release of LDH was apparently increased at 24 and 48 h after cisplatin treatment.

Please note: All products are "FOR RESEARCH USE ONLY. NOT FOR USE IN DIAGNOSTIC PROCEDURES"

Our Abpromise to you: Quality guaranteed and expert technical support

- Replacement or refund for products not performing as stated on the datasheet
- Valid for 12 months from date of delivery
- Response to your inquiry within 24 hours
- We provide support in Chinese, English, French, German, Japanese and Spanish
- Extensive multi-media technical resources to help you
- We investigate all quality concerns to ensure our products perform to the highest standards

If the product does not perform as described on this datasheet, we will offer a refund or replacement. For full details of the Abpromise, please visit <https://www.abcam.cn/abpromise> or contact our technical team.

Terms and conditions

- Guarantee only valid for products bought direct from Abcam or one of our authorized distributors