

Cathepsin L Activity Assay Kit (Fluorometric) ab65306

★★★★★ [1 Abreviews](#) [44 References](#) [3 图像](#)

概述

产品名称	Cathepsin L Activity Assay试剂盒(Fluorometric)
检测方法	Fluorescent
样品类型	Serum, Plasma, Cell Lysate, Tissue Lysate
检测类型	Enzyme activity
检测时间	2h 00m
种属反应性	与反应: Mammals, Other species
产品概述	Abcam's Cathepsin L Activity Assay Kit is a fluorescence-based assay that utilizes the preferred cathepsin-L substrate sequence FR labeled with AFC (amino-4-trifluoromethyl coumarin). Cell lysates or other samples that contain cathepsin L will cleave the synthetic substrate FR-AFC to release free AFC, which can be measured in a spectrophotometer at Em = 505 nm. The amount of free AFC will be directly proportional to the cathepsin L activity found in the sample.

说明	<p>Visit our FAQs page for tips and troubleshooting.</p> <p>This product is manufactured by BioVision, an Abcam company and was previously called K142 Cathepsin L Activity Fluorometric Assay Kit. K142-100 is the same size as the 100 test size of ab65306.</p> <p>Cathepsin L plays a major role in antigen processing, tumor invasion and metastasis, bone resorption, and turnover of intracellular and secreted proteins involved in growth regulation. Although commonly recognized as a lysosomal protease, cathepsin L is also secreted. This broad-spectrum protease is potent in degrading several extracellular proteins (laminins, fibronectin, collagens I and IV, elastin, and other structural proteins of basement membranes) as well as serum proteins and cytoplasmic and nuclear proteins.</p>
----	---

平台	Microplate reader
----	-------------------

性能

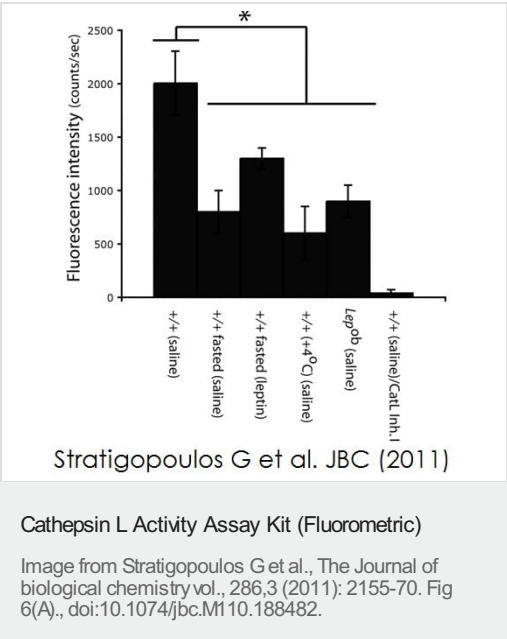
存放说明	Store at -20°C. Please refer to protocols.
------	--

组件	100 tests
Cathepsin Inhibitor	1 x 20µl

组件	100 tests
Cathepsin L Positive Control	1 vial
Cathepsin L Substrate	1 x 200µl
DTT II	1 x 100µl
Lysis Buffer VII	1 x 25ml

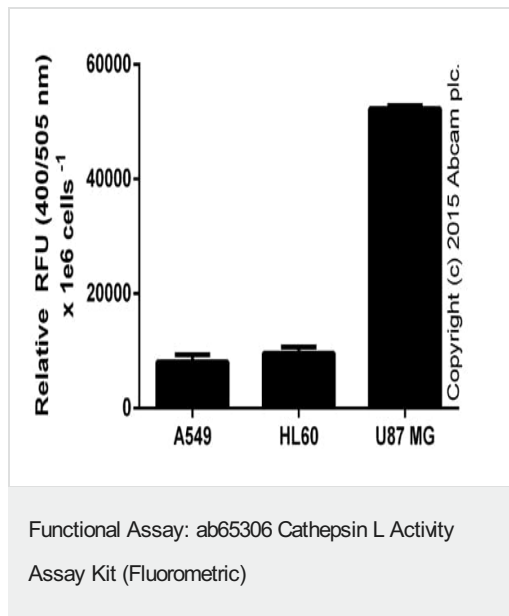
相关性	Cathepsin L is a lysosomal cysteine proteinase that plays a major role in intracellular protein catabolism. Its substrates include collagen and elastin, as well as alpha 1 protease inhibitor, a major controlling element of neutrophil elastase activity. Cathepsin L has been implicated in several pathologic processes, including rheumatoid arthritis, muscular dystrophy, Alzheimers, cancer, myofibril necrosis in myopathies and in myocardial ischemia, and in the renal tubular response to proteinuria. Cathepsin L, which is a member of the peptidase C1 family, is a dimer composed of disulfide linked heavy and light chains, both produced from a single protein precursor. At least two transcript variants encoding the same protein have been found for its gene.
细胞定位	Lysosome

图片

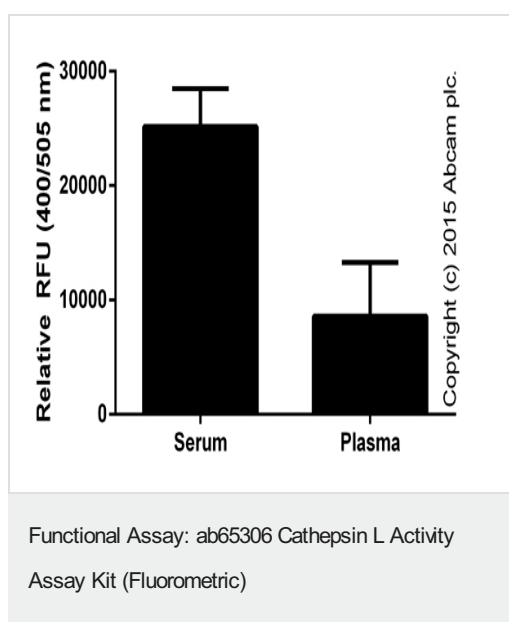


Nuclear Cathepsin L activity measured in the arcuate nucleus of:

Column 1: wt lean mice, saline injected intraperitoneally; *Column 2:* wt fasted mice, saline injected intraperitoneally; *Column 3:* wt fasted mice, leptin injected intraperitoneally (1µg/g total body weight); *Column 4:* wt lean mice, placed in a 4C cold room for 4h; *Column 5:* Lep^{ob} mice, saline injected intraperitoneally; *Column 6:* wt lean mice, leptin and Cathepsin L inhibitor I in corn oil injected intraperitoneally (15µg/g total body weight). *,statiscally significant (p<0.01) *Image obtained from Stratigopoulos G et al; JBC, 2011 Jan 21;286(3):2155-70*



Cathepsin L activity in cell lysates (duplicates +/- SD). Data from lysates corresponding to 0.5-2 million cells per well.



Cathepsin L activity in biological fluids (serum in the range of neat-1/27 dilution, plasma neat; duplicates +/- SD)

Please note: All products are "FOR RESEARCH USE ONLY. NOT FOR USE IN DIAGNOSTIC PROCEDURES"

Our Abpromise to you: Quality guaranteed and expert technical support

- Replacement or refund for products not performing as stated on the datasheet
- Valid for 12 months from date of delivery
- Response to your inquiry within 24 hours

- We provide support in Chinese, English, French, German, Japanese and Spanish
- Extensive multi-media technical resources to help you
- We investigate all quality concerns to ensure our products perform to the highest standards

If the product does not perform as described on this datasheet, we will offer a refund or replacement. For full details of the Abpromise, please visit <https://www.abcam.cn/abpromise> or contact our technical team.

Terms and conditions

- Guarantee only valid for products bought direct from Abcam or one of our authorized distributors