

## Product datasheet

# Anti-SNX4 antibody ab88344

### 4 图像

#### 概述

产品名称	Anti-SNX4抗体
描述	小鼠多克隆抗体to SNX4
宿主	Mouse
经测试应用	适用于: WB
种属反应性	与反应: Mouse, Rat, Human
免疫原	Full length Human SNX4 protein (NP_003785.1).
阳性对照	PC12 cell lysate, HepG2 cell lysate, NIH/3T3 cell lysate and SNX4 transfected 293T cell lysate.

#### 性能

形式	Liquid
存放说明	Shipped at 4°C. Upon delivery aliquot and store at -20°C or -80°C. Avoid repeated freeze / thaw cycles.
存储溶液	Preservative: None Constituents: 1X PBS, pH 7.2
纯度	Protein A purified
克隆	多克隆
同种型	IgG

#### 应用

Our [Abpromise guarantee](#) covers the use of **ab88344** in the following tested applications.

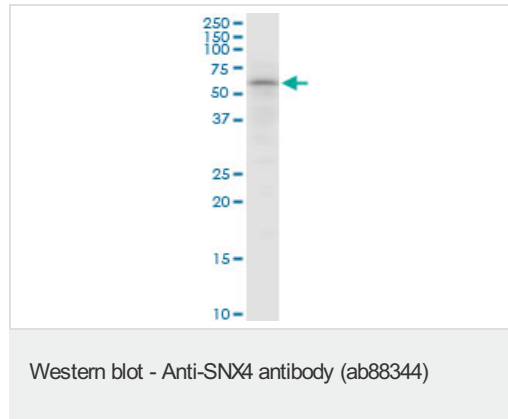
The application notes include recommended starting dilutions; optimal dilutions/concentrations should be determined by the end user.

应用	Ab评论	说明
WB		Use a concentration of 1 µg/ml. Predicted molecular weight: 52 kDa.

#### 靶标

<b>功能</b>	May be involved in several stages of intracellular trafficking. Plays a role in recycling endocytosed transferrin receptor and prevent its degradation.
<b>序列相似性</b>	Belongs to the sorting nexin family. Contains 1 PX (phox homology) domain.
<b>结构域</b>	The PX domain binds phosphatidylinositol 3-phosphate which is necessary for peripheral membrane localization.
<b>细胞定位</b>	Early endosome membrane. Also detected on a juxtannuclear endocytic recycling compartment.

## 图片




Anti-SNX4 antibody (ab88344) at 1 µg/ml +  
PC12 cell lysate at 25 µg

### Secondary

Goat anti-mouse IgG (H&L)-HRP conjugate at  
1/2500 dilution

**Predicted band size:** 52 kDa

**Observed band size:** 60 kDa



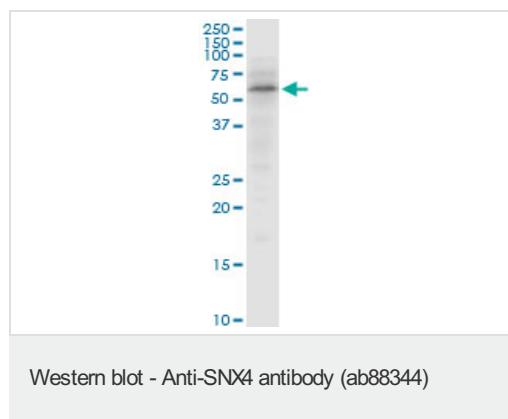
Anti-SNX4 antibody (ab88344) at 1 µg/ml +  
HepG2 cell lysate at 25 µg

### Secondary

Goat anti-mouse IgG (H&L)-HRP conjugate at  
1/2500 dilution

**Predicted band size:** 52 kDa

**Observed band size:** 60 kDa



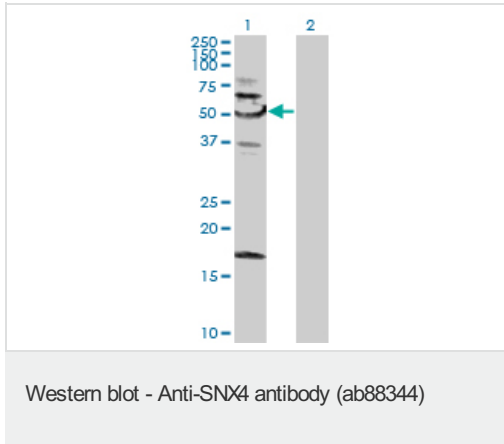
Anti-SNX4 antibody (ab88344) at 1 µg/ml +  
NIH/3T3 cell lysate at 25 µg

### Secondary

Goat anti-mouse IgG (H&L)-HRP conjugate at  
1/2500 dilution

**Predicted band size:** 52 kDa

**Observed band size:** 60 kDa



**All lanes :** Anti-SNX4 antibody (ab88344) at 1 µg/ml

**Lane 1 :** SNX4 transfected 293T cell lysate

**Lane 2 :** Non-transfected 293T cell lysate

Lysates/proteins at 25 µg per lane.

#### Secondary

**All lanes :** Goat anti-mouse IgG (H&L)-HRP conjugate at 1/2500 dilution

**Predicted band size:** 52 kDa

**Observed band size:** 52 kDa

**Additional bands at:** 17 kDa, 37 kDa, 70 and 75 kDa. We are unsure as to the identity of these extra bands.

**Please note:** All products are "FOR RESEARCH USE ONLY AND ARE NOT INTENDED FOR DIAGNOSTIC OR THERAPEUTIC USE"

#### Our Abpromise to you: Quality guaranteed and expert technical support

- Replacement or refund for products not performing as stated on the datasheet
- Valid for 12 months from date of delivery
- Response to your inquiry within 24 hours
- We provide support in Chinese, English, French, German, Japanese and Spanish
- Extensive multi-media technical resources to help you
- We investigate all quality concerns to ensure our products perform to the highest standards

If the product does not perform as described on this datasheet, we will offer a refund or replacement. For full details of the Abpromise, please visit <https://www.abcam.cn/abpromise> or contact our technical team.

#### Terms and conditions

- Guarantee only valid for products bought direct from Abcam or one of our authorized distributors