

Product datasheet

Anti-ZNF133 antibody ab77461

3 图像

概述

产品名称	Anti-ZNF133抗体
描述	小鼠单克隆抗体to ZNF133
宿主	Mouse
经测试应用	适用于: WB, ELISA
种属反应性	与反应: Human
免疫原	Recombinant fragment, corresponding to amino acids 121-231 of human ZNF133 (NP_003425) with a 26 kDa tag.
阳性对照	Hela and SJCRH30 cell lysates

性能

形式	Liquid
存放说明	Shipped at 4°C. Upon delivery aliquot and store at -20°C or -80°C. Avoid repeated freeze / thaw cycles.
存储溶液	Preservative: None Constituents: 1X PBS, pH 7.2
纯度	Protein A purified
克隆	单克隆
同种型	IgG2a
轻链类型	kappa

应用

Our [Abpromise guarantee](#) covers the use of **ab77461** in the following tested applications.

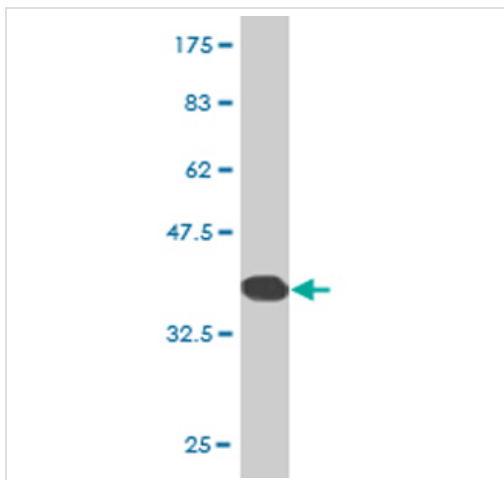
The application notes include recommended starting dilutions; optimal dilutions/concentrations should be determined by the end user.

应用	Ab评论	说明
WB		1/500 - 1/1000. Predicted molecular weight: 73 kDa.
ELISA		Use at an assay dependent dilution. Detection limit for this product is ~30 ng/ml when used as a capture antibody.

## 靶标

功能	May be involved in transcriptional regulation as a repressor.
组织特异性	Seems ubiquitous. Seen in the heart, brain, placenta, lung, liver, skeletal muscle, kidney and pancreas.
序列相似性	Belongs to the krueppel C2H2-type zinc-finger protein family. Contains 15 C2H2-type zinc fingers. Contains 1 KRAB domain.
细胞定位	Nucleus.

## 图片



Western blot - Anti-ZNF133 antibody (ab77461)

Anti-ZNF133 antibody (ab77461) at 1/500 dilution + immunogen at 0.2 µg


### Secondary

Goat anti-mouse IgG (H&L)-HRP conjugate at 1/5000 dilution

**Predicted band size:** 73 kDa

**Observed band size:** 38 kDa

The observed band size may not correspond to the predicted protein molecular weight as the immunogen (recombinant fragment) was used for the test lane.



Western blot - Anti-ZNF133 antibody (ab77461)

Anti-ZNF133 antibody (ab77461) at 1/500 dilution + HeLa cell lysate at 25 µg

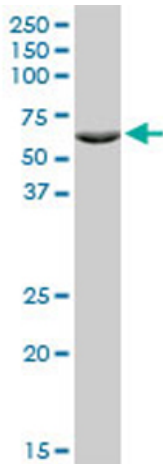
**Secondary**

Goat anti-mouse IgG (H&L)-HRP conjugate at 1/2500 dilution

**Predicted band size:** 73 kDa

**Observed band size:** 70 kDa

**Additional bands at:** 50 kDa. We are unsure as to the identity of these extra bands.



Western blot - Anti-ZNF133 antibody (ab77461)

Anti-ZNF133 antibody (ab77461) at 1/500 dilution + SJC1RH30 cell lysate at 25 µg

**Secondary**

Goat anti-mouse IgG (H&L)-HRP conjugate at 1/2500 dilution

**Predicted band size:** 73 kDa

**Observed band size:** 65 kDa

**Please note:** All products are "FOR RESEARCH USE ONLY AND ARE NOT INTENDED FOR DIAGNOSTIC OR THERAPEUTIC USE"

**Our Abpromise to you: Quality guaranteed and expert technical support**

- Replacement or refund for products not performing as stated on the datasheet
- Valid for 12 months from date of delivery
- Response to your inquiry within 24 hours
- We provide support in Chinese, English, French, German, Japanese and Spanish
- Extensive multi-media technical resources to help you
- We investigate all quality concerns to ensure our products perform to the highest standards

If the product does not perform as described on this datasheet, we will offer a refund or replacement. For full details of the Abpromise, please visit <https://www.abcam.cn/abpromise> or contact our technical team.

**Terms and conditions**

- Guarantee only valid for products bought direct from Abcam or one of our authorized distributors