

Product datasheet

Anti-ICAD antibody [AF24G5] ab75514

3 图像

概述

产品名称	Anti-ICAD抗体[AF24G5]
描述	小鼠单克隆抗体[AF24G5] to ICAD
宿主	Mouse
经测试应用	适用于: WB, IP, ELISA
种属反应性	与反应: Mouse, Rat, Human
免疫原	Recombinant full length protein corresponding to Human ICAD. Database link: O00273
阳性对照	Hela, A431, HepG2, 293T and Jurkat cell lysates

性能

形式	Liquid
存放说明	Shipped at 4°C. Store at -20°C. Avoid freeze / thaw cycle.
存储溶液	Preservative: 0.03% Sodium azide Constituents: 0.01% BSA, 50% Glycerol, 0.87% Sodium chloride, HEPES
纯度	Ammonium Sulphate Precipitation
克隆	单克隆
克隆编号	AF24G5
同种型	IgG2a
轻链类型	kappa

应用

Our [Abpromise guarantee](#) covers the use of **ab75514** in the following tested applications.

The application notes include recommended starting dilutions; optimal dilutions/concentrations should be determined by the end user.

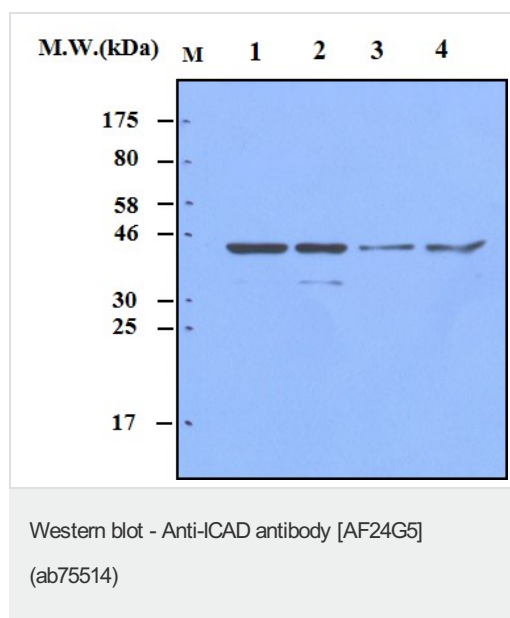
应用	Ab评论	说明
WB		1/2000. Detects a band of approximately 37 kDa (predicted molecular weight: 37 kDa).
IP		Use at an assay dependent dilution.

应用	Ab评论	说明
ELISA		Use at an assay dependent dilution.

靶标

功能	Inhibitor of the caspase-activated DNase (DFF40).
序列相似性	Contains 1 CIDE-N domain.
翻译后修饰	Caspase-3 cleaves DFF45 at 2 sites to generate an active factor. Phosphorylated upon DNA damage, probably by ATM or ATR.
细胞定位	Cytoplasm.

图片



All lanes : Anti-ICAD antibody [AF24G5] (ab75514) at 1/1000 dilution

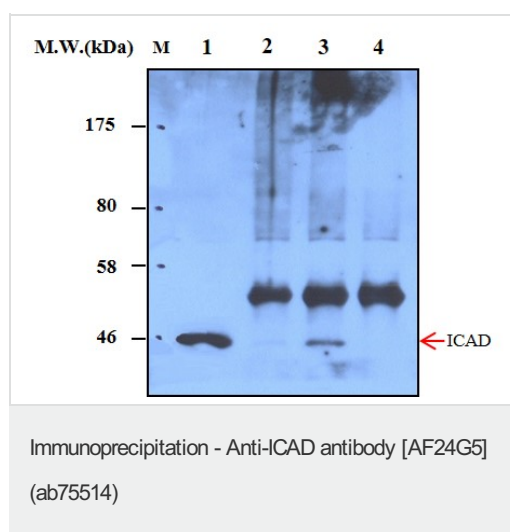
Lane 1 : HeLa cell lysate

Lane 2 : 293T cell lysate

Lane 3 : A431 cell lysate

Lane 4 : HepG2 cell lysate

Predicted band size: 37 kDa



Immunoprecipitation analysis of HeLa cells.

Lane 1 : HeLa Cell Lysate

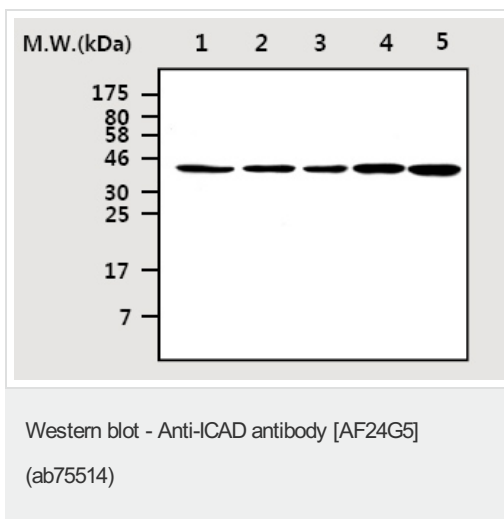
Lane 2 : Precipitated from HeLa Cell Lysate 200ug using ab75514 2ug

Lane 3 : Precipitated from HeLa Cell Lysate 200ug using ab75514 5ug

Lane 4 : Precipitated from HeLa using LF-MA0300 5ug

Primary antibody usage : Rabbit polyclonal to ICAD Anti-ICAD 1/2000 for over night, 4h.

Secondary antibody usage : Goat Anti-Rabbit IgG 1/5000 for 1Hr, RT.



All lanes : Anti-ICAD antibody [AF24G5] (ab75514) at 1/2000 dilution

Lane 1 : HeLa cell lysate

Lane 2 : A431 cell lysate

Lane 3 : HepG2 cell lysate

Lane 4 : 293T cell lysate

Lane 5 : Jurkat cell lysate

Predicted band size: 37 kDa

Observed band size: 37 kDa

Please note: All products are "FOR RESEARCH USE ONLY AND ARE NOT INTENDED FOR DIAGNOSTIC OR THERAPEUTIC USE"

Our Abpromise to you: Quality guaranteed and expert technical support

- Replacement or refund for products not performing as stated on the datasheet
- Valid for 12 months from date of delivery
- Response to your inquiry within 24 hours
- We provide support in Chinese, English, French, German, Japanese and Spanish
- Extensive multi-media technical resources to help you
- We investigate all quality concerns to ensure our products perform to the highest standards

If the product does not perform as described on this datasheet, we will offer a refund or replacement. For full details of the Abpromise, please visit <https://www.abcam.cn/abpromise> or contact our technical team.

Terms and conditions

- Guarantee only valid for products bought direct from Abcam or one of our authorized distributors