


## Product datasheet

# Anti-U1SNRNPBP antibody ab51035

1 References 2 图像

### 概述

产品名称	Anti-U1SNRNPBP抗体
描述	兔多克隆抗体to U1SNRNPBP
宿主	Rabbit
经测试应用	适用于: WB, ELISA, IHC-P
种属反应性	与反应: Human 预测可用于: Mouse, Rat, Cow 
免疫原	A region within synthetic peptide: VWRAMLARYV PNKGVIGDPL LTLFVARLNL QTKEDKLKEV FSRYGDIRRL, corresponding to N terminal amino acids 36-85 of Human U1SNRNPBP <a href="#">Run BLAST with ExPASy</a> <a href="#">Run BLAST with NCBI</a>
阳性对照	Jurkat cell lysate, Human kidney

### 性能

形式	Liquid
存放说明	Shipped at 4°C. Upon delivery aliquot and store at -20°C. Avoid freeze / thaw cycles.
存储溶液	Preservative: None Constituents: 2% Sucrose, PBS
纯度	Protein A purified
克隆	多克隆
同种型	IgG

### 应用

Our [Abpromise guarantee](#) covers the use of **ab51035** in the following tested applications.

The application notes include recommended starting dilutions; optimal dilutions/concentrations should be determined by the end user.


应用	Ab 评论	说明
WB		Use a concentration of 2.5 µg/ml. Detects a band of approximately 35 kDa (predicted molecular weight: 29 kDa). Good results were obtained when blocked with 5% non-fat dry milk in 0.05% PBS-T.
ELISA		1/1.5625e+006. Titre using peptide based assay 1/1562500.
IHC-P		Use a concentration of 4 - 8 µg/ml.

## 靶标

**相关性** U1SNRNPBP is a homolog of U1-snRNP binding protein. Its N-terminal contains an RNA recognition motif. The C-terminal is rich in Arg/Asp and Arg/Glu dipeptides, commonly found in splicing factors. Exists in at least two isoforms produced by alternative splicing that differ in the 5' sequence regions.

**细胞定位** Nuclear

## 图片



Anti-U1SNRNPBP antibody (ab51035) at 2.5 µg/ml + Jurkat cell lysate at 10 µg/ml with skim milk/ PBS at 5 %

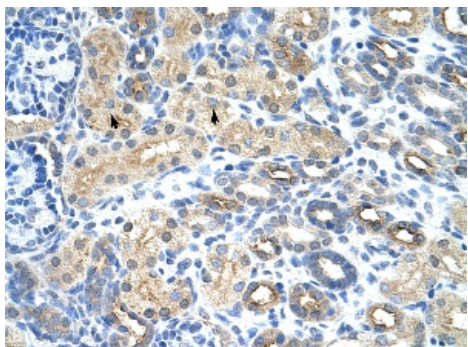
### Secondary

HRP conjugated anti-Rabbit IgG at 1/50000 dilution

**Predicted band size:** 29 kDa

**Observed band size:** 35 kDa

Gel concentration: 12%



ab51035 at 4.0 µg/ml staining epithelial cells of renal tubules from human kidney; paraffin embedded; magnification 400x.

Immunohistochemistry (Formalin/PFA-fixed paraffin-embedded sections) - Anti-U1SNRNPBP antibody (ab51035)

**Please note:** All products are "FOR RESEARCH USE ONLY AND ARE NOT INTENDED FOR DIAGNOSTIC OR THERAPEUTIC USE"

### Our Abpromise to you: Quality guaranteed and expert technical support

- Replacement or refund for products not performing as stated on the datasheet
- Valid for 12 months from date of delivery
- Response to your inquiry within 24 hours
- We provide support in Chinese, English, French, German, Japanese and Spanish
- Extensive multi-media technical resources to help you
- We investigate all quality concerns to ensure our products perform to the highest standards

If the product does not perform as described on this datasheet, we will offer a refund or replacement. For full details of the Abpromise, please visit <https://www.abcam.cn/abpromise> or contact our technical team.

### Terms and conditions

- Guarantee only valid for products bought direct from Abcam or one of our authorized distributors